

AHEIA's Mission is to Make Wildlife and Fish Part of the Value System of Every Albertan

Spring 2022



Alberta Hunter Education  
Instructors' Association




# Conservation Education

The Voice of Conservation Education in Alberta

Magazine





Alberta Conservation Association

We are conservation.  
1997 - 2022



## President's Message

# Ken Ambrock: Reflections on a Completed Career

By Bob Gruszecki



Bob Gruszecki  
President - AHEIA

A dear friend and significant influence on the growth and survival of AHEIA, The Conservation Education WISE Foundation, Hunting for Tomorrow, director and board member of numerous outdoor organizations, including the Alberta Conservation Association, passed away peacefully on January 22, 2022.

Ken Ambrock was a recipient of the Conservation Education WISE Foundation's Alva Bair Memorial Award in 2009. It was my distinct honour to present it to Ken as the volunteer who most exemplifies that which Alva Bair represented during his life: true conservation and resource perpetuation!

Ken spent his life within the conservation and wildlife movement. He had clearly been recognized a giant in this effort and leaves a legacy of determination, diligence, enthusiasm and trust. He was also one of the funniest leaders in our industry, sometimes intentionally and sometimes not, but always entertaining.

Ken Ambrock was an Edmonton native and heavily influenced by his father. Ken shared with me that his father was a major influence in his life and took Ken hunting and fishing several times a year. This resulted in a lifelong love for nature and natural systems.

Initially Ken entered University in pre-med and it was his father who persuaded him to follow the dictates of his heart, so he switched to zoology. His father asked Ken, "Why pre-med?" Ken's response was well thought out and very articulate, "Well Dad, doctors and lawyers make a lot of money!" His father said, "Just do what you want to do and love it." Ken graduated from the University of Alberta in 1971 with an Honours Bachelor of Science Degree in Zoology.

Ken and his wife Sherry were married in 1972 and they have two children, Zac and Angela, and now a number of grandchildren.

He worked for 10 years with the Canadian Wildlife Service, Environment Canada as a technician and habitat biologist on several major projects including the Peace-Athabasca Delta Project, MacKenzie River Basin Studies, Athabasca Oil Sands migratory bird studies and Canada Land Inventory.


From 1980 to 1982 he was employed by the Northern Pipeline Agency on the Alaska Highway Pipeline Project as Senior Environmental Scientist. He joined the Alberta Fish and Wildlife Division in 1982 and worked in several management capacities including Executive Assistant to the Assistant Deputy Minister, Director Habitat Branch, Director Operations Branch, Director Enforcement/Field Services Branch, and Director Fisheries and Wildlife Management Branch.

Ken was appointed to the position of Assistant Deputy Minister of the Alberta Fish and Wildlife Division in June 2001. He had obtained over 40

years of experience in the fisheries and wildlife management field.

Throughout those 40 years Ken was intimately familiar with the conservation education program in Alberta. As the Director of the Opera-

*Continued* ►



Alberta Hunter Education  
Instructors' Association

# Conservation Education Magazine

### This Issue's Feature Articles:

- 17 ■ AHEIA-NASP Provincial Archery Tournament
- 22 ■ Field to Table Mentored Pheasant Hunt
- 24 ■ It's Gopher Time!
- 28 ■ So, You Want to Buy a Knife?
- 34 ■ Bass Pro Shops and Cabela's Outdoor Fund Grant Used for Alford Lake Programming Equipment
- 36 ■ AHEIA Participates in FIShtival 2022 at Bow Habitat Station
- 38 ■ Safe Boating Checklist
- 40 ■ AHEIA and Report a Poacher
- 43 ■ Alberta Camping Conference Tradeshow
- 48 ■ Edmonton Boat and Sportsmen's Show

### Our Regulars:

- 3 ■ President's Message
- 8 ■ Firearms Education Report
- 10 ■ Edmonton Report
- 12 ■ Completed Careers
- 16 ■ Colour the Wild Contest
- 20 ■ AHEIA Raffle Winners
- 45 ■ Great Meals from the Harvest
- 47 ■ AHEIA Staff Appointment

Front Cover Photo  
by Fred Noddin



**President's Message** *cont.*

tions Branch, he was given the unpleasant task of meeting with the staff, including Conservation and Hunter Education staff members Tom Bate-man and Dave Paplawski, and advising them that the program was being cut and they were being laid off. For Ken it was like the world was ending. I worked directly with Ken during those difficult years and grew to respect and appreciate him dearly, especially watching his manner while dealing with this situation.

From the ashes of the closure of government managed Conservation Education Programs came hope and a partnership proposal that was launched by the WISE Foundation to take over the delivery of conservation education programs. Under the watchful eye of AHEIA leadership and a strong partnership with government, a program that had been experiencing a slow death was revived and has grown to what you see now as North America's leading Conservation Education movement.



“ He spent copious amounts of his time volunteering and sharing his renowned outdoor skills with many lucky folks including family, grandchildren, students and virtually anyone he could corner to share his tremendous personality with. ”

Ken Ambrock was a huge part of that turning point in our history and I daresay that without his vision, trust, and leadership on behalf of government, to embark on this partnership, this would not have happened.

Ken was a board member of the Conservation Education WISE Foundation from 1997-2008 and remained a strong advocate and champion of the program until his passing.

Ken was a man of many talents and was a gifted musician. He had a remarkable ability to share experiences in a way that really grasped the listeners' attention. He told me once while we were on an upland bird hunt that he had been charged and attacked by a seven-pound ruffed grouse. Ken survived that episode and continued his quest to be "Alberta's greatest hunter and angler"... in fact Ken was given the title of

"World's Greatest Walleye Angler". The fact that he gave himself that title made absolutely no difference to those of us that were lucky enough to call him "friend".

Another time he came to my office with his arm in a sling and all bandaged up. He shared that while ice fishing he had been attacked by a vicious "jumbo whitefish". Probably the most notable of his stories are his self-proclaimed stories of his guiding skills and ability to find big animals (truly a legend in his own mind in that regard.)

When Ken finally retired, he found great joy spending more time with his family and friends and focusing on his hobbies. He remained active as a board member on the Alberta Conservation Association, where I was once again fortunate to be able to continue working and laughing together with Ken. Certainly, time spent hunting and fishing in his retirement were among the top things on his to do list. He also spent copious amounts of his time volunteering and sharing his renowned outdoors skills with many lucky folks including family, grandchildren, students and virtually anyone he could corner to share his tremendous personality with.

Perhaps one of my most memorable accolades about Ken was his positive approach to working together. Rather than focusing on "WHY NOT", his focus was always on what government "CAN-DO" to work together. He was a tremendous supporter of what we do and was held in high esteem by our staff, volunteers and his government and board colleagues.

There is no doubt that part of Ken's charm was his sense of humor, but he was clearly a man of honour and integrity. His determination was always recognizable in all his pursuits. I am very proud of my association with him over four and a half decades and his contributions to the conservation community. Alberta is most certainly a better place because of Ken's work.

On behalf of all of us at AHEIA, WISE and HFT we share our heartfelt condolences with Sherry, Zac, Angela, and his entire extended family. Ken will be in our memories and be part of our effort to perpetuate conservation education and the great Alberta bounty and he will never be forgotten.



Robert A. Gruszecki  
President, AHEIA





CALGARY FIREARMS CENTRE

# WOMEN'S SHOTGUN LEAGUES

**ALL ABILITIES WELCOME**

INCLUDING THOSE WHO HAVE NEVER  
HELD A GUN BEFORE!

## INTRODUCTION TO LEAGUES

**MAY 4 at 4:30pm**

Curious about the  
Shotgun and Archery Leagues?  
Come see what they are all about on this  
introductory evening, and give it a try!

## SPRING 2022 SESSION

May 11, 18, 25, June 1, 8, 15

## SUMMER 2022 SESSION

July 6, 13, 20, 27, August 3, 10

## FALL 2022 SESSION

September 7, 14, 23, 28

**ON THE LAST DAY OF EACH SESSION  
WE WILL HOST A LEAGUE  
WIND-UP BBQ!**

Cost is \$60.00 per session  
(\$40.00 for Fall session)

Use of CFC shotguns free of charge during league hours.

**Please bring eye and ear protection.**

AHEIA membership is required and  
can be purchased on our website, [aheia.com](http://aheia.com).  
No firearms licence required.

Coaching provided by certified shotgun instructors.  
Targets and ammunition will be sold at member pricing.

Starts anytime after 4:30pm and  
continues until dusk, so come when you can.

Sessions held at the

**CALGARY FIREARMS CENTRE**  
242 Avenue and 32 Street SW, DeWinton, AB



To register go to our website  
[AHEIA.COM/CALGARYFIREARMSCENTRE](http://AHEIA.COM/CALGARYFIREARMSCENTRE)  
or contact the Calgary Firearms Centre at

**403.256.0665**

EMAIL [CFC@AHEIA.COM](mailto:CFC@AHEIA.COM)

# 100 FOR \$100 RAFFLE



A RAFFLE THAT RAISES FUNDS TO HELP  
**EDUCATE ALBERTANS  
ON THE IMPORTANCE OF  
PROTECTING THE PLACES &  
WILDLIFE WE ALL LOVE**

**PURCHASE YOUR TICKETS TODAY!**

ONLINE [100for100.aheia.com](http://100for100.aheia.com)

OR AT OUR CALGARY AND EDMONTON OFFICES:

Calgary Conservation Centre for Excellence  
911 Sylvester Crescent SW, Calgary, Alberta T2W 0R8  
**PHONE 1.866.852.4342**

Edmonton Conservation Centre for Excellence  
#88, 4003 - 98 Street, Edmonton, Alberta T6E 6M8  
**PHONE 1.866.282.4342**

**100 PRIZES WORTH A COMBINED MINIMUM OF \$100,000!**

**TICKETS ARE \$100 EACH, AND ONLY 5,000 WILL BE PRINTED.**

**ALL WINNING TICKETS WILL BE RETURNED TO THE DRAW FOR A CHANCE TO WIN REMAINING PRIZES!**

---  
**TOGETHER, WE COULD ALL WIN BIG.**

With every ticket purchased, you're helping AHEIA continue our important work  
providing conservation education training and programming  
to individuals like you, province-wide.

**EARLY BIRD DEADLINE:**  
JULY 8, 2022

**EARLY BIRD DRAW:**  
JULY 12, 2022

**TICKET DEADLINE:**  
SEPTEMBER 9, 2022

**FINAL DRAWS**  
SEPTEMBER 15, 2022



# Firearms Education Report



“ We are still waiting for the federal government to release information as to the proposed buyback program. ”

By John Morrissey



John Morrissey  
Firearms Education  
Coordinator  
AHEIA

As we move into the Spring of 2022, with the reduction in COVID protocols we look forward to returning to offering in-house classes as well as our camp programs. Registrations for upcoming programs will be using an online format that can be found at [aheia.com](http://aheia.com).

As well as the in-house and camp programs, available online are AHEIA's Outdoor Wildlife Learning (O.W.L.) Series workbooks. These are a FREE collection of workbooks and videos for all ages. From printable activity books for the young ones to fly tying tutorials, AHEIA's O.W.L. Series has something to interest for everyone.

With respect to the CFSC and the CRFSC, surprisingly the number of students that completed training in 2022 was just over the 38,000 mark. This is the highest number of students completing training since 2016, when 39,223 students took the training. Once again, we see the motivation to become involved in the shooting sports is on an upswing. Congratulations to our instructors who have continued to offer the CFSC and the CRFSC in their respective communities.

On September 1, 2021, the province took over the administration of the Canadian Firearms Safety program from the federal government. Speaking to instructors who have had interactions with the new provincial team, all reports are positive. The contact number for the Alberta CPFO is 1-800-732-4000, Ext 9026.

With the May 1, 2020, Order in Council's prohibition of certain firearms and devices, and amnesty nearing its end on April 30, 2022, the federal government has extended the amnesty


to October 2023. We are still waiting for the federal government to release information as to the proposed buyback program. At the time of this writing the only information available is a federal questionnaire sent to firearms retailers in mid-February 2022. In reviewing the questionnaire, it appears the federal government is trying to determine the retail value of the firearms and devices affected by the May 1, 2020, Order in Council plus the extent the firearms retailers would be willing to participate in the program.

In closing, stay safe and please do not hesitate to contact AHEIA should questions arise regarding the CFSC/CRFSC or any other AHIEA programs.



**BRMB**

**HUNT**  
WITH US



Save 15%\*  
COUPON CODE  
"AHEI15"

Backroad Mapbooks | GPS Maps | Waterproof Maps | TOPO Maps | Backroad Navigator

[www.backroadmapbooks.com](http://www.backroadmapbooks.com)

\*Limited-time offer. Exclusions, terms and conditions apply.

## BE READY TO PRESERVE THE ENVIRONMENT

WEATHER A CAREER YOU ENJOY WITH A BACHELOR OF ECOSYSTEM MANAGEMENT DEGREE FROM LETHBRIDGE COLLEGE.

Designed to build on your environmental sciences diploma, the degree prepares you for work in environmental remediation and restoration or fish and wildlife management.

APPLY TODAY!

[lethbridgecollege.ca/em](http://lethbridgecollege.ca/em)

BE READY.





# Edmonton Report



“ We are always looking for volunteers and this is a perfect time to give back, and would be much valued by everyone. ”

By Len Gransch



Len Gransch  
Program Coordinator  
AHEIA Edmonton

The world of COVID-19 and all its little variant friends has been keeping everyone quite busy. Things are starting to have some normality returning and hopefully we can return to some sense of our pre-COVID everyday lives.

Check our website for new online registration capabilities and information on coming events.

The following events are being held in the coming months at our Alford Lake facility:

Our 2022 Youth Hunter Education Camps are scheduled to run July 3-8, July 10-16, July 17-23, and July 24-29.

The 2022 Youth Hunter Education Camp is a five-day event of fun-filled learning activities. Experts will be sharing their knowledge and providing instruction in the Alberta Conservation and Hunter Education Program, the Canadian Firearms Safety Course and much more. Students will be certified in the Alberta Conservation and Hunter Education Program and the Canadian Firearms Program. They will then qualify to ap-

ply for their Wildlife Identification Number (WIN Card) through any private licence issuer and be able to apply for their Minor's Possession Licence for firearms. Register online at [www.aheia.com](http://www.aheia.com).

If you are interested in volunteering as a camp volunteer/chaperone for one of the Youth Hunter Education Camps, your help would be much appreciated. We are always looking for volunteers and this is a perfect time to give back, and would be much valued by everyone.

The 2022 Outdoor Youth Seminar is slated for August 19-21. Designed to increase awareness of outdoor recreational opportunities, the Alberta Hunter Education Instructors' Association (AHEIA) is holding their 19th Annual Outdoor Youth Seminar for young outdoor enthusiasts (ages 7 and up) and their parent(s) or guardian(s). The seminar is a two-day event filled with fun and learning activities. Numerous experts will be sharing information and instruction in various outdoor pursuits. Register online at [www.aheia.com](http://www.aheia.com).

2022 Provincial Hunting Day will take place on September 24. The fourth Saturday of every September has become a special date in Alberta. The Alberta Government declared this day annually to be Provincial Hunting Day. The first event was held in 2007. This year's event marks the 14th Annual Provincial Hunting Day and is a reminder to

all Albertans of our hunting heritage and of the importance of securing a future for wildlife and wild places, especially within our province.

All Provincial Hunting Day sessions offered are hands-on and provide the opportunity to learn by doing. This event is completely free and is fun for the whole family! Here is a partial listing of the sessions we are working on for the day: Cross-bow Basics, Shotgun for Beginners, Centrefire Rifle Shooting, Rimfire Rifle Shooting, Archery Basics, Predator Awareness, and Black Powder Shooting. More sessions will be added (subject to change). Choose your sessions on-site the day of the event (as space permits). Online registration will be available soon.

Provincial Hunting Day will also be offered at the Calgary Firearms Centre at DeWinton. Please contact our Calgary office at 403-252-8474 or toll free at 1-866-852-4342 for event information at this location.

If you are interested in helping with the Youth Hunter Education Camps, the Outdoor Youth Seminar or Provincial Hunting Day please contact me directly at [len@aheia.com](mailto:len@aheia.com).

*Take care and enjoy the Great Outdoors!*



## Would You Like to be Published in Conservation Education?

If you, or someone you know, has an article of outdoors educational content or subject matter related to Conservation Education in Alberta that you would like us to publish in a future edition of our magazine, we would be happy to hear from you. Articles of approximately 1,000 words with accompanying pictures are ideal. We also encourage readers to alert us to news for possible publication.

Contact David Dolph at [daviddolph@aheia.com](mailto:daviddolph@aheia.com) for additional information.

## Alberta Chronic Wasting Disease (CWD) Updates

Alberta continues to track the occurrence of CWD in wild deer in Alberta. Information pertaining to CWD has been changing at a rapid pace and Alberta Environment and Parks advises hunters can find updated information about the 2021/22 surveillance program at

<https://www.alberta.ca/chronic-wasting-disease.aspx>

including information specific to hunters at

<https://www.alberta.ca/chronic-wasting-disease-information-for-hunters.aspx>

## WIND SPIRIT GRAPHICS CUSTOM PRINT DESIGN

Advertising • Brochures • Posters  
Newsletters • Magazines  
Catalogues • Price Lists  
Directories  
Manuals  
Event Programmes  
Trade Show Banners

403.651.1339

Email [windspiritgraphics@shaw.ca](mailto:windspiritgraphics@shaw.ca)  
Website [www.windspiritgraphics.com](http://www.windspiritgraphics.com)

Designing the AHEIA Conservation Education Magazine

### CALGARY FIREARMS CENTRE

# WOMEN'S ARCHERY LEAGUES

**BEGINNER AND NOVICE ARCHERS ARE ENCOURAGED TO ATTEND!**  
Ages 18 and over.

**INTRODUCTION TO LEAGUES**  
MAY 4 at 4:30pm  
Curious about the Shotgun and Archery Leagues? Come see what they are all about on this introductory evening, and give it a try!

**LIMITED SPOTS AVAILABLE REGISTER TODAY!**

### SPRING 2022 SESSION

May 11, 18, 25, June 1, 8, 15

### FALL 2022 SESSION

September 7, 14, 21, 28

**ON THE LAST DAY OF EACH SESSION WE WILL HOST A LEAGUE WIND-UP BBQ!**

Cost is \$50.00  
Instruction, bows, arrows and targets are provided.  
AHEIA membership is required and, if necessary, can be purchased onsite, online, or at an AHEIA office.  
Coaching provided by certified archery instructors.

6:00pm start time, rain or shine.

Sessions held at the  
**CALGARY FIREARMS CENTRE**  
242 Avenue and 32 Street SW, DeWinton, AB

To register go to our website  
[AHEIA.COM/CALGARYFIREARMSCENTRE](http://AHEIA.COM/CALGARYFIREARMSCENTRE)  
or contact the Calgary Firearms Centre at  
**403.256.0665**  
EMAIL [CFC@AHEIA.COM](mailto:CFC@AHEIA.COM)



# Completed Careers



Recently two members of our organization completed their journey,  
and our thoughts and prayers are extended  
to their families and friends.

They may be gone, but their energy, friendship  
and service will not be forgotten.

## Brian Chipchase

Brian Chipchase, aged 72, passed away peacefully on the evening of January 29, 2022, at home, surrounded by family, after a short battle with brain cancer. Brian is survived by his wife of 51 years Jo-Anne, his daughter Tracey (Shane) and their children McKenna, Kaden and Kiera, his son Brian Jr. and his child John. He is also survived by his brother Harold (Candy), his sister Bonnie (Hugh), his brother Bev (Sue), Jo-Anne's family, David (Betty), Buster, Mary Jane, Michael (Chandell), John (Darla), Patricia (Eugene) and numerous nieces, nephews, and cousins.

Brian retired from TELUS in 2002 after 30 years of service. In July 2007, he survived a motorcycle accident that left him a paraplegic. He did not let his disability limit his life and continued to do the things he loved.

Brian had many hobbies throughout the years. From September to the end of November, you could find him scouring the mountain side for the next big game animal to be mounted on his wall. He used the knowledge he gained from hunting to lead him to his retirement career of teaching others in the proper techniques for the safe handling of firearms and ammunition. Brian reached out and shared his extensive knowl-

edge in the Hunter Education and Canadian Firearms Safety courses to countless thousands of Albertans of all ages. Brian was a volunteer who gave of himself freely and for 34 years he taught courses with AHEIA. He was inducted into the Alberta Hunter Education Instructors' Association Quarter Century Club Hall of Fame with AHEIA in 2013.

We will miss his happy demeanour and good cheer  
during his regular visits to our office.  
Our thoughts and prayers are with Jo-Anne and his family.  
Brian and his wonderful disposition will not be forgotten.



Brian shown seated in wheelchair, surrounded by his friends and co-members of the AHEIA Quarter Century Club in 2013.

## John Hunter

During our lifetime we are lucky to have a few people in our lives who we can bond with, have total trust in, spend quality time with and call a loyal friend. This was John Hunter.

Though I am still reeling from the sudden death of my good friend John, I am humbled and touched by his time here with us. For those who do not know me, I am Bill. John and I have been good friends for going on 30 years. John and I met through the Alberta Hunter Education Instructors' Association and taught firearms courses for a great many years together. John was very passionate about firearm safety and shared this passion with the local hunting community by instructing first-time students through AHEIA. John was very dedicated and would go out of his way to help his students understand the concepts, and he was praised by his students.

John was an avid adventurer and had a great passion for the outdoors, and he loved sharing these adventures with all. Our students had profound respect for Johnny and would listen intently as he shared his experiences and knowledge with them. His passion was an inspiration to all who had the pleasure of meeting him.

John also was an active member in the Sarcee Fish and Game Association, including serving as the president at one point, and took pride in sharing his passion and knowledge with other people.

John started his career when he finished high school and moved 1,600km north to work for the Hudson's Bay northern stores in Fort Smith. When he eventually came back to Calgary in 1969, he began his long and successful career as a pipefitter and later a fire safety manager at CP Rail, retiring after 32 hard years in 2001. He was also very hardworking outside of work. He acquired the homestead rights to his farm at Spirit River where he bought a tractor, cat and combine and he would use his vacation time to go up and clear the land. John was proud of his farm and spent lots of time there over the years.

John was a kind and caring friend, which continued through life. He never turned down the chance to meet new people, travel another adventure in life and be there when needed.

Whether it was hunting, fishing, gold panning or just travelling a different country road, it was always a new adventure for John. Later in life John's hobbies included fishing, hunting, panning for gold, and collecting everything and anything—John always had a minimum of two of everything.

A best friend gone too soon is a tragedy. But what would have been worse is to never have met him. I am grateful to have been Johnny's friend and better for having met you, my friend.

At the last firearms course we did together Johnny said he was so happy to be there and called me a great friend. I miss him and I am honoured to have called him my best friend.

Rest in peace my friend!



John will be dearly missed by his brother, sister, family and friends,  
and all who knew him.

I think we can all agree John lived a very full and interesting life.

**The loss of a friend is the greatest of losses.**

Rest in peace my friend!

Bill Goodrich



# FIREARMS WANTED

AHEIA accepts firearms as donations to support our Conservation Education programming.

We will provide a tax receipt for the donation value.

For more information and to donate call

**403-252-8474 or 1-866-852-4342**

Email [info@acheia.com](mailto:info@acheia.com)



28th Annual

# Outdoor Women's Program

August 3-7, 2022



*Evening & Special Events!*

Alford Lake Olympics  
Arrow Making  
Evening Camp Fire  
Fishing and Canoeing  
Game Calling 101  
Hunting Draws  
Hunting Regulations  
Mentored Hunts  
Nature Power Walk  
Rope Making  
Tick Awareness  
Week-long Raffles and Silent Auctions

## Potential Sessions Available:

- Canoeing Basics
- Fly Fishing
- Fly Tying
- Hunting Basics
- Let's Go Bowhunting
- Muzzleloading
- Predator Awareness
- Sausage Making
- The Science of Fishing
- Trailing
- Waterfowl Hunting
- Wilderness Cuisine
- Wilderness First Aid
- Wilderness Survival - Basic
- Wildlife Identification
- Archery Basics
- Building Your Own Survival Bracelet
- Canadian Firearms Safety Course (CFSC)
- Chainsaw Basics
- Crossbow Basics
- Firearms - Shotguns
- Firearms - Rifles
- Firearms - Handguns
- Gun Cleaning and Maintenance
- Hunting Alberta Big Game Animals
- Orienteering: Compass and Map Reading

*And possibly more!*



To be placed on our notification list for registration, email [info@acheia.com](mailto:info@acheia.com)

**403-252-8474 • 1-866-852-4342**

## EXCLUSIVE DISCOUNT FOR AHEIA MEMBERS



Available at  
4840-52 ST. SE, CALGARY • 403.444.2877  
10456-170 ST., EDMONTON • 780.444.0829  
[highcaliberproducts.com](http://highcaliberproducts.com) • [info@ctrca.com](mailto:info@ctrca.com)

AHEIA Members will now receive a

**15% DISCOUNT ON REGULAR PRICED ITEMS**

Not applicable to sale items or equipment priced as Net Price. Discount cannot be combined with other discounts or promotions.


**IN-STORE PURCHASES ONLY AT EITHER THE CALGARY OR EDMONTON LOCATIONS**

**KNIVES, CASING, PACKAGING, SPICES, SMOKERS, CLASSES AND MORE!**

TO TAKE ADVANTAGE OF THIS DISCOUNT AHEIA MEMBERS SIMPLY NEED TO SHOW THEIR AHEIA MEMBERSHIP CARD.



# Colour the Wild Contest



AHEIA has been handing out the Conservation Education W.I.S.E. Foundation's *Wildlife Workbook* to children for years. There is now a new contest we are calling *Colour The Wild* in which youngsters can submit their coloured masterpieces to us and we will choose one submission to be featured in each of our future Conservation Education magazines.

**Whoever's art is chosen will receive a starter set of binoculars!**

Entry is easy. Simply submit your young artist's work to us via mail or a scanned copy via email. Please include the child's first name, age and a contact number we can reach you at if your child's submission is chosen.

**Mail or email submission to:**

**Colour The Wild Contest**  
**AHEIA, 911 Sylvester Crescent SW, Calgary, Alberta T2W 0R8**  
**info@aheia.com**

**What Sounds do Animals Make Through Their Mouths?**

Animals make many different sounds. Most animals can be identified by the sound they make through their mouths.

Directions:  
 • Colour this picture of a wolf howling.  
 • This picture has been drawn with one continuous line. Trace the line carefully to find its end.  
 • In the blank space next to the list of animals, write the name of the sound the animal makes.

WILL A. B.



*Good Luck!*

**Willa B.**  
 (Age 5)  
 is this newsletter's winner!



# AHEIA-NASP Provincial Archery Tournament

By Dave Paplawski



Dave Paplawski  
 NASP Alberta Coordinator

The 2022 AHEIA-NASP Provincial Archery Tournament was held March 17-19, 2022, at the Edmonton EXPO Centre during the Edmonton Boat and Sportsmen's Show.

A total of 48 schools attended, from Cardston to Grouard. There were 1,186 archers, with 928 in the target tournament and 258 in the 3D tournament. The Elementary Division had 235 archers, Middle School Division had 443 archers, and the High School Division archers numbered 508.

Mt. View and H.A. Kostash schools swept team awards with each school winning three separate team awards.

The top female target archer was Emma Berg, from Spruce Grove Composite High School, with 294/300. Top male target archer was Russell Butts, from Parkland Composite High School in Edson, with 289/300. The top 3D female was Hallee Pilling, from Mt. View school, with 287/300. Top Male 3D archer was Greyson Fox, from Mt. View school, with 281/300.

Considering that COVID conditions were lifted in schools just three weeks before the tournament, these results are amazing! Congratulations to all the archers, teachers, and parents who attended the tournament.

Special thanks to Master Promotions Ltd. for hosting the event at the EXPO Centre. A big thank you to the dozens of volunteers and AHEIA staff who kept the event running smoothly and safely, along with our wonderful sponsors AHEIA and Cabela's!







Parks Canada Parcs Canada

Canada

Parcs Canada

Carte d'entrée Découverte

Parks Canada

Discovery Pass

Pick up your Discovery Passes or Daily Entry Passes today!



Available at AHEIA's Calgary and Edmonton offices:

Parks Canada Discovery Passes\* (Annual)

Family/Group.....\$145.25 (up to 7 adults traveling together)
Adult Individual (ages 18-64).....\$72.25
Senior Individual (ages 65 or more).....\$61.75

\* Discovery Passes are valid for a minimum of one full year from date of purchase, expiring on the last day of the month in which it was purchased.

National Park Entry Passes\*\* (Daily)

Family/Group.....\$21.00
Adult Individual.....\$10.50
Senior Individual.....\$9.00

\*\* Daily Entry Passes expire at 4pm the day after entry date indicated on pass.



pc.gc.ca

All prices include tax.

INTRODUCTION TO LEAGUES

MAY 4 at 4:30pm

Curious about the Shotgun and Archery Leagues? Come see what they are all about on this introductory evening, and give it a try!

SPRING 2022 SESSION

May 11, 18, 25, June 1, 8, 15

SUMMER 2022 SESSION

July 6, 13, 20, 27, August 3, 10

FALL 2022 SESSION

September 7, 14, 21, 28

ON THE LAST DAY OF EACH SESSION WE WILL HOST A LEAGUE WIND-UP BBQ!

No target or firearm rental charges. Use of CFC shotguns free of charge during league hours.

Please bring eye and ear protection.

No firearms licence required. Coaching provided by certified shotgun instructors. Ammunition will be sold at member pricing.

Shooting starts anytime after 4:30pm and continues until dusk, so come when you can.

Sessions held at the CALGARY FIREARMS CENTRE 242 Avenue and 32 Street SW, DeWinton, AB



To register go to our website AHEIA.COM/CALGARYFIREARMSCENTRE or contact the Calgary Firearms Centre at

403.256.0665

EMAIL CFC@AHEIA.COM

CALGARY FIREARMS CENTRE

YOUTH SHOTGUN LEAGUES

ALL ABILITIES WELCOME

INCLUDING THOSE WHO HAVE NEVER HELD A GUN BEFORE!

Minimum age 10 years old.







# AHEIA Fundraising Raffle Winners

## Specialty Classic Rifle Raffle

Drawn Tuesday, April 5, 2022 at the Calgary Conservation Centre for Excellence. Licence #584083. 1000 tickets printed.

### Ticket #38

is the winner of a Classic Chapuis Rols Rifle.

## Specialty Shotgun Raffle

Drawn Tuesday, April 5, 2022 at the Calgary Conservation Centre for Excellence. Licence #584081. 3000 tickets printed.

### Ticket #451

is the winner of a Franchi Aspire Fieldgun.

## 3 Gun Raffle

Drawn Tuesday, April 5, 2022 at the Calgary Conservation Centre for Excellence. Licence #584080. 5000 tickets printed.

### First Winning Ticket #2715

is the winner of a Winchester XPR Rifle.

### Second Winning Ticket #2566

is the winner of a Winchester Super X Pump Shotgun.

### Third Winning Ticket #2741

is the winner of a Winchester Wildcat .22 LR Rifle.

*Thank you to all who entered!*



We're Social | Follow Us



An events publication of Conservation Education  
*The* **AHEIA BUGLE**

Would you like to subscribe?  
Email: [info@aheia.com](mailto:info@aheia.com)

The purpose of the Bugle is to inform you of our upcoming events, courses, and programs so you never miss out on what's going on here at AHEIA! Delivered monthly right to your inbox! Subscribe today!



**HUNTING FOR TOMORROW**



To register as a mentor or mentorship participant, please visit the Hunting for Tomorrow website at [www.huntingfortomorrow.ca](http://www.huntingfortomorrow.ca) or [www.aheia.com](http://www.aheia.com) for more information.

# AHEIA FUNDRAISING RAFFLES

**CALL or EMAIL OUR OFFICES TO PURCHASE TICKETS!**

You are not required to be present to be eligible to win. Tickets cannot be sold to persons under 18 years of age.

## 3 GUN RAFFLE



Retail Value: \$1995.00

**Beretta A300 Xtrema 12 Gauge Shotgun**  
Max 4 Camo, 28" BBL, 3 Optima chokes.



Retail Value: \$1100.00

**Winchester XPR Hunter 6.5 Creedmore Bolt Action Rifle**  
With Vortex Crossfire II Scope, comes with rings and bases, True Timber Stratta Camo composite stock, 22" Permacote barrel.



Retail Value: \$370.00

**Winchester Wildcat .22 LR Semi Auto Rifle**  
18" barrel, Picatinny rail, synthetic stock.

**Draw Date: Saturday, September 24, 2022**  
at Provincial Hunting Day, Calgary Firearms Centre  
License #597417 • 6,000 Tickets Printed

## UPLAND/WATERFOWLER SHOTGUN RAFFLE

*One lucky winner will receive both firearms!*

Total Retail Value: \$5000.00

**Draw Date: Tuesday, May 24, 2022**  
Calgary Firearms Centre

License #584091 • 1000 Tickets Printed

Calgary Conservation Education Centre for Excellence  
911 Sylvester Crescent SW, Calgary, Alberta T2W 0R8  
**403.252.8474 • 1.866.852.4342**  
[info@aheia.com](mailto:info@aheia.com)

## ELECTRIC BIKE



Retail Value: \$4620.00

**2022 Rambo Roamer E-Bike**  
750w, 48 volt, high torque mid-drive motor, 19" frame in Woodland Camo with 80mm wide rims and anti-puncture 26"x4" tires.

**Draw Date: Saturday, September 24, 2022**  
at Provincial Hunting Day, Calgary Firearms Centre  
License #597337 • 2,000 Tickets Printed



Retail Value: \$3000.00

**Browning Cynergy Over/Under**  
12 gauge shotgun, Wicked Wing Max 5 Camo, Cerakote finish BBLs, 3 interchangeable extended choke tubes.



Retail Value: \$2000.00

**Beretta A350 Xtrema Semi Auto**  
12 gauge shotgun, Max 5 Camo, 2 interchangeable extended choke tubes, comes with drop/cast shims, recoil absorption system.

Edmonton Conservation Education Centre for Excellence  
#88, 4003 - 98 Street, Edmonton, Alberta T6E 6M8  
**780.466.6682 • 1.866.282.4342**  
[edmontoninfo@aheia.com](mailto:edmontoninfo@aheia.com)



“Even though it was a cold day, we had a successful hunt and were able to introduce new shooters to upland pheasant hunting.”

# Field to Table Mentored Pheasant Hunt

By Sarah Marthaller



Sarah Marthaller  
Assistant Conservation  
Education Coordinator  
AHEIA Calgary

On December 19, 2021, AHEIA staff and volunteers had the pleasure to host the first ever Field to Table Pheasant Hunt, which took place south of Calgary on a permitted property down by the Little Bow River and surrounded by prairie rich with pheasant habitat. The two youth shooters were Josh Davis and Joel Mason, as well as two first-time hunters Gino and Sherry Davis. All the shooters were graduates of AHEIA's Hunter Education Certification Program. We had two professional dog handlers, Blackfoot Kennels (Randy Blanchard) and Mosquito Creek Gamebirds (Hanah Marthaller), volunteer their expertise and dogs for the day. We followed the hunt with a meal of pheasant prepared multiple ways, as well as a demonstration on cleaning and dressing the harvested birds.

## Lead-up to the Hunt

We had the participants meet at the Calgary Firearms Centre with instructors to familiarize them with the guns they would be using in the field during the hunt. We went over safe gun handling, how to properly load and unload their firearms, and muzzle safe direction. We had participants shoot at clay pigeons to familiarize them with shooting at a moving target.

## Day of the Hunt

We met the new hunters at the Flying J in Nanton, Alberta where we then travelled together to the hunting property. After warming up in the cabin and reviewing our safe gun handling procedures and what was expected in the field when shooting over dogs while they were on point, we introduced our new hunters to their mentors and the dog handlers. All participants wore Blaze in the field, including mentors and dog handlers. We separated into two groups and went to two different locations where birds had been planted earlier. Each shooter was paired up with a mentor who controlled the ammunition and helped to get the new shooter in the best position for a



Photo by June Gathercole on Unsplash.

safe and successful shot. It was a cold day, and the hunters were well dressed and put on a lot of miles! There were a lot of misses, but a few shots found their marks and some birds were harvested. There were pheasant hens released with the roosters to simulate a wild hunt and challenged the shooters to be able to identify the difference between the male and female birds while in flight and on the ground.

## Back at the Cabin

Once the hunt in the field was over, we reviewed how to dress the pheasants and prepare them for a meal. The instructor also demonstrated on how to legally transport the bird after the hunt, with a wing on to identify the species and sex.

The delicious pheasant feast was prepared in multiple ways. The menu included Buttered Pheasant served over rice, Cheesy Pheasant Dip, Pheasant Jalapeno Poppers cooked on the barbeque, and Breaded Pheasant Bites.

Even though it was a cold day, we had a successful hunt and were able to introduce new shooters to upland pheasant hunting. We spent a rewarding day out in the crisp, cool Alberta winter, where the afternoon sun warmed up our faces as we walked through the coulees and searched the bull rushes along the frozen river. A great day for all involved!



## A delicious pheasant feast was prepared in multiple ways.

Above: Crockpot Pheasant.  
Left: Jalapeno Pheasant Poppers.



Photo by Hans Veth on Unsplash.

“ Each shooter was paired up with a mentor who controlled the ammunition and helped to get the new shooter in the best position for a safe and successful shot ... There were a lot of misses, but a few shots found their marks and some birds were harvested. ”





“The variety and development of rimfire ammunition has come a long way ...

# It's Gopher Time!

By Len Gransch



Len Gransch  
Program Coordinator  
AHEIA Edmonton

I fondly look back on my younger days growing up in Manitoba where treks to the gopher fields were prevalent. I know some of you don't actually believe that I was a youngster ... but I was. My very first firearm was a CIL (Canadian Industries Limited) single shot bolt action rifle manufactured by Anschutz. This was a “sweet” little firearm for a 13-year-old. After burning numerous bricks of ammunition through it I decided I needed to upgrade. I bought another CIL made by Anschutz, but this time it was a bolt action repeater with a detachable magazine. I terrorized the gophers with this new addition to my meager collection. The iron sights worked well, and both of these guns performed flawlessly and were more accurate than I was. I wish I still had them to this day.

During these early years I fell in love with the rimfire and still am a big fan to this day. The ammunition was inexpensive and readily available, just as it is today. My first firearm was able to handle .22 short, .22 long and .22 long rifle, while the second one only accepted .22 long rifle ammunition.

The variety and development of rimfire ammunition has come a long way since my early days. Let's have a look at some of the old and new.

I was able to purchase a variety of ammunition in my youth, but it pales in comparison as to what is available to us today. I could purchase .22 BB caps which were a very short rimfire typically used for shooting galleries and pest control, when noise and safe distances were an issue. One also found the standard selections of .22 short, .22 long and .22 long rifle which were available in standard and high velocity versions. Of course, you probably guessed that I experimented, but finally decided on the more manly .22 long rifle, high velocity offerings. In those days CIL ruled the roost with rimfire ammunition in Canada. Who can forget their Whiz-Bang high velocity ammunition? It even sounds fast.

Manufacturers also loaded rimfire cartridges that held shot. A .22 long rifle shotgun shell, as it were. Designed for close quarter contact for controlling birds and other pesky varmints. I once ran into a gentleman who was employed by CN to control pigeons in some of their storage areas. The ammunition was quiet and very effective and is still available today from CCI.



.22 Short



.22 Long Rifle



.22 Long Rifle Shot Shell

As men we are never satisfied and typically want something new and even more powerful. Admit it, you know it is true. In my day that spot was filled by the .22 WRF which evolved into the .22 WMR, or more commonly known as the .22 Magnum. This fit the bill for those individuals who were looking for the added power and improved trajectory on varmints. This round also became very popular with trappers who would use it on beavers as well as for dispatching animals in their traps and was very effective.


OK, let's get in our time machine and move forward and see what has changed from those early days.

The popularity of the rimfire has not waned in the least and, in fact, has increased in popularity. By far the most popular rimfire ammunition out there today is the .22 long rifle round. This is still mainly due to its easy availability and reasonable price. Nowadays the variety and selection is staggering.

Bullet styles, shapes, and weights available to us have increased considerably. CCI even makes



.22 Magnum



.22 Long Rifle Segmented

a .22 long rifle round with a segmented bullet that separates into three individual pieces, creating three wound channels. Deadly for varmint shooting.

When it comes to velocity, we now have anything from low end stuff, like subsonic, target quiet, etc., and up. Typically, serious target shooters are looking for something that will not break the speed of sound, which is 1,126'/second at 20°C. The theory is that the bullet can “jump” slightly as it passes that threshold of speed. There are variables, but the basic principle holds true and that is why most quality target loads have velocities under that number. One of the most accurate and popular ammunition available comes from England and is manufactured by Eley. Their Tenex brand has a muzzle velocity of 1,085'/second and many shooters have won numerous competitions using it. It is not cheap. Last time I purchased a box of 50 it was over \$25.

At the other end of the scale, we find the faster varieties that are available, and there are lots. All manufacturers will have high velocity ammunition and then move up from there. CCI was one of the first ones to come out with more powerful rounds and others followed, coming out with their own varieties. They come with cool names like Mini-Mag, Stinger, Game-Shok, Yellow Jacket, Viper and so on. CCI's .22LR Stinger has their 32-grain hollow point bullet delivering a remarkable 1,640'/second velocity. As is always the case, you should ensure that your firearm is in good working condition and capable of handling any ammunition with increased velocities prior to using it.

The .22 Magnum is still going strong and currently offers a better selection of bullets and performance than in the past.

Men will be men and manufacturers always need to develop new items to pique our interest so we will buy more. In 2002, Hornady, a well-known manufacturer of reloading equipment and bullets, came up with something new to tempt us. They came up with a quality polymer tipped .17 calibre bullet utilizing their proven V-Max Technology. This projectile was far superior to most rimfire bullets available at the time. Basically, they necked down the .22 Magnum case to accommodate this new bullet and the 17 HMR (Hornady Magnum Rimfire) was born. Whenever you can develop something new that can easily be adapted to an existing product it is a good thing. This was the case here as the manufacturers could easily adapt their .22 Magnum firearms to fit the 17 HMR.



17 HMR

If we look at the performance of the 17-grain bullet, we see that the muzzle velocity is 2,550'/second and is still ripping along at 1,378'/second at 200 yards. Yes, I meant 200 yards. The popularity of the 17 HMR became almost viral. Varmint hunter, trappers, target shooters, etc. all became immediate fans. Many a gopher has been sent to the “happy hunting ground” from encounters with this round. Optics manufacturers have started offering scopes specifically calibrated for the 17 HMR. This new bad boy is around to stay, and ammunition is readily available from any number of manufacturers.

Due to the popularity of the 17 HMR, Hornady introduced the 17 Mach 2 in 2004. The 17 Mach 2 used the same principals for development as the 17 HMR. Namely, using a quality bullet and ingredients and adapting it to an existing action. In this case it was transforming the venerable .22 long rifle into the 17 Mach 2. A 17-grain V-Max bullet has a muzzle velocity of 2,100'/second and still holds its own out to 200 yards with 1,134'/second. This is slightly less than a .22 long rifle right at the muzzle. Neat stuff. Unfortunately, this nice chambering did not attain the popularity of his big brother. Ammunition is still available, and a few manufacturers are still chambering for this unappreciated round.

Not to be outdone, Winchester has just come out with a new item to enter the Octagon with. It is called the 17 Winchester Super Magnum. According to Winchester, their new entry is the “fastest most innovative rimfire calibre yet”, pushing a 20-grain polymer bullet out of the barrel at 3,000'/second. Indications are that ammunition will be available later in the year and that Savage Arms is gearing up to produce firearms chambered for this new round. Hornady is also poised to start manufacturing ammunition in the near future as well.

It seems we have come full circle and are back to gopher hunting. Wow, what a journey.

Once you find a field or two and an agreeable landowner, the fun can start. Always be safe! Beware of your target and beyond, and be conscious of ricochets.

Pretty much any rimfire firearm and a bunch of inexpensive .22 long rifle ammunition will do the job. But do you want to settle for the norm or bust out there with some new gear?

I say Bust Out and look at some of the new and exciting equipment that is available to you. If your spouse questions your purchase, just indicate you are just helping the economy. If that fails, just say Len said so.







Assistant Conservation Education Coordinator  
(Calgary Firearms Centre - DeWinton)



Assistant Conservation Education Coordinator  
(Edmonton)



Assistant Conservation Education Coordinator  
(Calgary)

# Are you looking for a career in Conservation Education?

For more information on any of these employment opportunities visit


**AHEIA.com**  
under Employment Opportunities



HUNTER EDUCATION CERTIFICATION



BEAR ESSENTIALS



ALBERTA FISHING EDUCATION PROGRAM

Go to our website [www.aheia.com](http://www.aheia.com) and click on "online training" to launch these programs, view demos or sign up.



## CONSERVATION EDUCATION ONLINE PROGRAMS


FOR FURTHER DETAILS ON ANY OF THESE COURSES, CONTACT:

**AHEIA CALGARY OFFICE**  
Tel. 403.252.8474 • Fax 403.252.3770  
Toll Free 1.866.852.4342  
info@aheia.com

**AHEIA EDMONTON OFFICE**  
Tel. 780.466.6682 • Fax 780.431.2871  
Toll Free 1.866.282.4342  
edmontoninfo@aheia.com



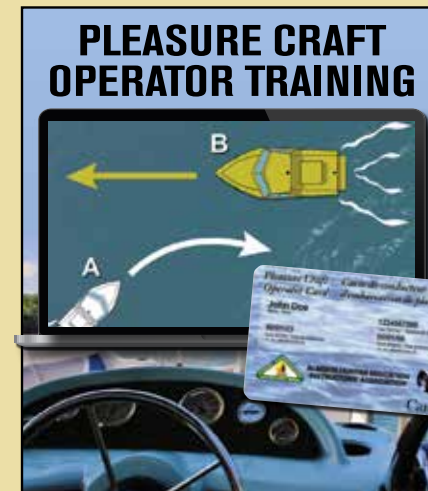
BIGHORN SHEEP ESSENTIALS




ARCHERY ESSENTIALS




KIDWISE Firearm Safety



PLEASURE CRAFT OPERATOR TRAINING



IDENTIFICATION OF ALBERTA'S GAME FISH QUIZ



FIELD TECHNIQUES APP



“When you’re looking for a knife to suit your needs, it’s important to get to know the different types of blade shapes and learn what each type can do for you.”

# So, You Want to Buy a Knife?

## Common Knife Blade Shapes/Styles and Their Uses

By Chuck Strong




Chuck Strong  
Assistant  
Program Coordinator  
AHEIA Edmonton

So, it’s time to purchase a knife. It may be a first knife, an upgrade or an addition. Although tools used for cutting were some of the first implements our distant ancestors ever created, we continue to improve and add to the designs. Throughout our history we’ve created an impressive number of blade shapes fashioned from bone, stone and steel.

There are many different types/styles of knives on the market to match almost any need. Even those vaguely familiar with pocket knives will notice that knife blades come in every shape and size, and are used for all types of activities from hunting to preparing food to ceremonial purposes. You can find a knife style or blade to suit practically any of your needs.

In this article, when I discuss types of knife blades, I will be referring to the shape and style of the blade. The blade shape has a huge impact on the purpose you need the knife for. That’s why it’s important to know your blades, so you are able to choose the right knife for the job at hand.

Knife companies are in the business to sell more knives, so they introduce weird and wonderful new blade shapes every year, many of which have questionable usefulness. However, there is a list of mostly agreed-upon blade shapes. The exact definitions of those shapes tend to vary slightly and there are many variations within each type. In addition, some blade shapes are hybrids. It can be very confusing. The following is my list of the most common types of blade shapes and styles.



Examples of a Clip Point Blade.

### Drop Point Blade


One of the most common blade shapes, the drop point has a convex spine that curves down from the handle to the point. This creates an easily controlled point and a bigger belly for slicing. It is used for most pocket knives because the shape of the blade can be applied to many different applications. This type of blade provides extra strength, but is not meant for piercing. Thanks to its versatility, the drop point is by far the most popular blade shape today. Drop points are great for general-purpose use and ideal for hunters and campers.

#### Pros:

- The curved edge is perfect for both slicing and cutting.
- The knife is versatile, making it a great choice for pocket knives.
- Drop points are usually fairly strong.
- This is a very versatile blade shape. It offers a tip that’s sharper than a straight-back knife’s while still being strong and generally better for stabbing and piercing tasks. It’s capable of processing large and small game and is good for many camp chores.

#### Cons:

- There is no flat spine, so you would not be able to use your fingers or hand to apply force.



Examples of a Drop Point Blade.

### Clip Point Blade

The clip point has been a classic hunting knife shape for many years, made popular by the Buck Model 110. It is characterized by a spine with a front section that appears to be clipped off. This blade looks like someone took a Straight Back blade and cut a concave section into the spine to create a more pronounced tip. The cut-out area can either be straight or concave, and results in a fine point that’s ideal for precision tasks. This type of blade takes a portion out of the spine, which creates a second curved edge and a thinner tip. It can be used for small or hard-to-reach places. This type of blade offers more control, but may not perform well for more heavy-duty tasks.

#### Pros:

- The curved edges on both sides of the blade offer versatility and control.
- The thin, sharp point is perfect for small places, hard-to-reach places, as well as piercing animal hides to start cuts, and the blade can still have plenty of belly for dressing and processing tasks.
- The part of the spine that is not “clipped out” is flat and unsharpened, allowing you to apply force for more controlled cutting.

#### Cons:

- The knife is not meant for more heavy-duty tasks, such as chopping or cutting thick materials.
- While the sharpness of a clip point’s tip means it pierces material easily, it’s narrow and has less steel behind it than the straight back and drop point’s tips and is more likely to snap off if torqued too hard.
- Some clip points have too much of a point to be useful inside an animal’s chest cavity.

### Straight Back or Normal Blade

The straight back or normal blade is the simplest of all the blades. It is a blade with a straight spine and an edge that curves up to meet it at the tip (see photos on the following page). The long flat spine makes the blade heavy, and sturdy, and users can get even more force by using a hand to apply pressure to the long unsharpened area.

#### Pros:

- Versatile outdoor blade shape ideal for heavy camp use, especially with the thicker fixed blade knives.
- The tip is extremely strong.
- The long straight spine and good belly makes this blade shape good for both chopping and slicing.

#### Cons:

- While the tip is strong, it’s not very pointy and, although you can put a lot of force behind it, is not that good at stabbing or piercing.

### Trailing Point Blade

The trailing point blade features a long, curved edge on both sides. The spine curves upward to create an elevated point that’s typically higher than the handle, making the blade thin and lightweight and creating an oversized belly. This is the shape of a classic butcher’s knife and has been a popular blade shape among hunters for a long time.

Continued ➤





Examples of a Straight Back or Normal Blade.

### Trailing Point Blade *Continued*

**Pros:**

- The big belly on the trailing point blade makes it great for slicing, skinning, and filleting.
- The sharp tip is great for starting holes in animal hides.

**Cons:**

- The tip is sharp, but it's narrow and more prone to breaking than the tips of other blade shapes.
- While very good for processing animals, the trailing point is much less versatile than the other blade shapes overall. It can be difficult to use for many camp tasks.

### Sheepsfoot Blade

The sheepsfoot blade has a sharp cutting edge and flat spine. Both the edge and spine are straight, with the spine curving downward at the very end. It was originally designed and used for trimming sheep hooves.

**Pros:**

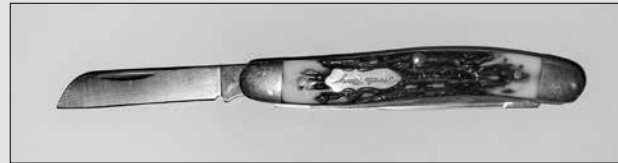
- Sheepsfoot blades are designed for slicing while minimizing the potential for accidental piercing with the point.
- The flat spine allows it to be used for chopping, and also allows for the use your fingers to increase cutting force and control of the blade.

**Cons:**

- The lack of a sharp point means the knife cannot be used for piercing.



Examples of a Trailing Point Blade.



Example of a Sheepsfoot Blade.

### Wharncliffe Blade

The wharncliffe blade features a thick blade, a straight edge, and a flat spine with a gradual curve. Similar to the sheepsfoot blade, the spine of the knife curves downward, but it has a gentler curve, rather than a sudden curve at the end. This blade shape was originally used by sailors, since it's easier to use in unstable conditions on the sea. It's still used today for slicing. The flat spine makes it easy and safe to use and control.

**Pros:**

- The thick blade adds strength and stability.
- The flat spine allows you to apply pressure for extra force and control.
- The straight cutting edge is very effective for slicing.
- The lack of a sharp point protects you from accidental punctures.
- The edge is strong enough to handle light chopping as well, owing to the thickness of the blade.

**Cons:**

- The curved spine of the knife is more difficult to apply force to than a straight spine.
- The point of the knife cannot pierce or stab.



Example of a Wharncliffe Blade.



Examples of a Hawkbill or Talon Blade.



Example of a Tanto Point Blade.

### Tanto Point Blade

The tanto point blade shape features a chisel edge. It is inspired by Japanese swords. It is a popular style for modern tactical knives. The tanto point blade has no belly, so it is not for slicing, but it makes up for that in tip strength.

**Pros:**

- The strongest feature of the tanto point blade is its tip, which is very strong and able to pierce almost anything.

**Cons:**

- The knife is not recommended for slicing or chopping, because it has no belly to it.
- Generally, not recommended as a blade for a hunting or camp situation.



Example of a Gut Hook.

### Gut Hook

A gut hook is more of a feature than a type of knife blade shape in itself. A gut hook blade is any blade that features a hook on the back of the blade. This small, sharpened hook appears out of the spine near the end of the blade. Its main purpose is to aid in field dressing game while hunting and is designed for the easy skinning of an animal without damaging any meat.

**Pros:**

- Gut hooks make great additions to hunting knives.
- The gut hook feature allows hunters to cut through the hide without damaging what lies under it.

**Cons:**

- Hunters, if not careful, could accidentally cut themselves on the sharp gut hook protruding from the spine of the knife.

### Hawkbill or Talon Blade

The Hawkbill or Talon blade shape features a curved cutting edge and a mostly flat spine. The spine curves straight down at the end, in the same direction as the sharp edge. This creates a sharp point that faces downward. This shape allows the blade to cut efficiently when pulled back in the direction of the handle, so it is used for tasks in which you would pull the knife back in the direction of the handle.

**Pros:**

- The point is very sharp for piercing and grabbing materials to be cut.
- The curved edge can cut materials such as carpet or linoleum, as well as being useful for pruning plants.
- The flat spine allows you to handle it safely and apply pressure for more force and control.

**Cons:**

- The knife must be used only in a specific way to prevent injury to user.
- The knife is specially designed for certain tasks. It is ill-equipped to handle other types of tasks.
- This blade shape is not recommended as a reliable hunting or camp blade.

### Spey Point Blade

The spey point blade has a mostly flat edge until close to the tip, when it curves up to the point. The spine is also mostly flat, but like the edge, angles down close to the tip of the knife to create the point. The result is a knife that has a short belly and broad tip, which prevents accidental piercing. These blades were originally used on farms and ranches to spay and neuter animals, but now can be found on classic trapper blades, or in multi-blade sets that are often favoured as camp knives.

**Pros:**

- The straight edge, curved end, and clipped back make the knife versatile and able to skin various types of animals.

**Cons:**

- Because of the clip on the back, you'll need to be careful if you press fingers on the back to apply force.
- The lack of a sharp point means the knife cannot be used for piercing anything.

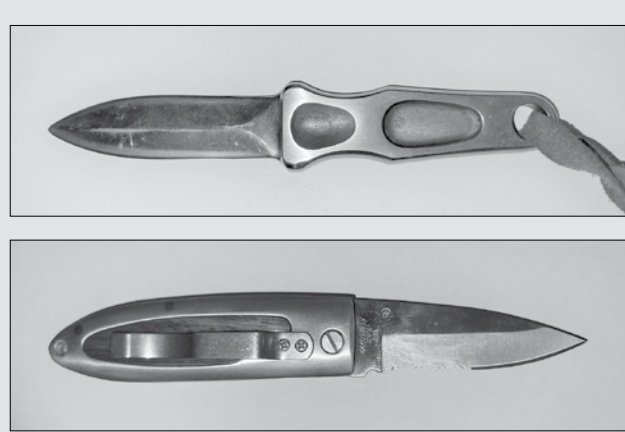


Example of a Spey Point Blade.

*Continued* ➤



**So, You Want to Buy a Knife? *cont.***



Examples of a Spear Point Blade.

**Spear Point Blade**

Spear point blades are symmetrical with a point that's in line with the centre of the knife. A spear point can have either one or two sharp edges. The edge and spine of this blade shape slope to meet each other, creating a tip that is perfectly aligned with the center of the blade. The slopes of the edge and spine can begin at any point along the blade's length. This design is commonly used in daggers and throwing knives.

**Pros:**

- The strongest part of the blade is directly aligned with the tip, so the spear point is a particularly strong stabber.
- The less exaggerated spear points make for extremely versatile blades and are found on many pocket, camp, and utility knives. They can be useful for various carving tasks.
- Some users prefer them to other blade shapes for tasks such as drilling holes and chiseling.

**Cons:**

- The tip of a short spear point is very strong, but there's not much, if any, belly to the blade, making it inferior to other blade shapes for slicing.
- Exaggerated spear-point blades, such as those found on throwing knives, are impractical and difficult to sharpen, making them good only for stabbing.

When you're looking for a knife to suit your needs, it's important to get to know the different types of blade shapes and learn what each type can do for you. This will help you make the right decision.

Clip point blades are best for specialized tasks that require precision, while drop point blade shapes are the most versatile. Tanto point blades and spear point blades are used for piercing, puncturing, and stabbing. Trailing point blades, spey point blades, and blades with gut hooks are useful while hunting or fishing. Chopping, slicing and various camp chores are best done with straight back blades or wharncliffe blades. Chopping can be done with straight back blades and sheepfoot blades.

This article has only covered the most common blade shapes on the market today. Knife design is an ever-evolving art, so you will find that for whatever purpose, there is a blade shape that can fit your specific need.



**AHEIA MEMBERS RECEIVE  
ONGOING  
DISCOUNTS  
AT THESE BUSINESSES**

**FOR DETAILS VISIT: [AHEIA.COM/MEMBERSHIPS](http://AHEIA.COM/MEMBERSHIPS)**

**CALGARY FIREARMS CENTRE**  
**YOUTH ARCHERY LEAGUES**

**BEGINNER AND NOVICE ARCHERS ARE ENCOURAGED TO ATTEND!**  
Ages 12 and over.

**INTRODUCTION TO LEAGUES**  
MAY 4 at 4:30pm

Curious about the Shotgun and Archery Leagues? Come see what they are all about on this introductory evening, and give it a try!

**SPRING 2022 SESSION**  
May 11, 18, 25, June 1, 8, 15

**FALL 2022 SESSION**  
September 7, 14, 21, 28

**ON THE LAST DAY OF EACH SESSION WE WILL HOST A LEAGUE WIND-UP BBQ!**

**Cost: Free for Youth.**  
Instruction, bows, arrows and targets are provided. Coaching provided by certified archery instructors.

**6:00pm start time, rain or shine.**

Sessions held at the  
**CALGARY FIREARMS CENTRE**  
242 Avenue and 32 Street SW, DeWinton, AB

To register go to our website  
**[AHEIA.COM/CALGARYFIREARMSCENTRE](http://AHEIA.COM/CALGARYFIREARMSCENTRE)**  
or contact the Calgary Firearms Centre at  
**403.256.0665**  
EMAIL [CFC@AHEIA.COM](mailto:CFC@AHEIA.COM)

**LIMITED SPOTS AVAILABLE REGISTER TODAY!**





# Bass Pro Shops and Cabela's Outdoor Fund Grant Used for Alford Lake Programming Equipment



Marie Ingram of Cabela's delivering equipment slated for Alford Lake to John Morrissey and David Dolph of AHEIA.

Thank You!

In early 2021, AHEIA's conservation education programming was recognized by Bass Pro Shops and Cabela's and awarded a grant through The Bass Pro Shops and Cabela's Outdoor Fund. The grant was earmarked towards programming equipment at our Alford Lake Conservation Education Centre for Excellence. In the Fall, after our Summer programs had ended at Alford Lake, AHEIA was able to inventory equipment that was due for replacement and utilize the Outdoor Fund to obtain much of these items with the grant funding. New youth rifles, fly rods, crossbows and 3D targets were just some of the items AHEIA was able to purchase for our Summer 2022 programs.

AHEIA is very appreciative of our relationships with these organizations and encourages AHEIA members to support our partners in conservation education.



## Answer the call of the uplands.

Membership matters. Get yours now.

Your membership makes a difference. Answer the call of the uplands. Join the Pheasants Forever Calgary Chapter.

\$35/year.

[pfcalgary.ca/membership](http://pfcalgary.ca/membership)  
or call 403-995-9960




Pheasants Forever Magazine • Window Decal • Membership Card • E-newsletter

# DID YOU KNOW?

## WE SELL SHOTGUNS AT THE CALGARY FIREARMS CENTRE

242 Avenue and 32 Street, DeWinton, Alberta

We have a wide variety of shotguns for all abilities and budgets!



Try it out on our range before you buy! Ask one of our staff for more information.

### CUSTOM SHOTGUN FITTING AND ADJUSTMENTS

(Where possible)

### WITH YOUR PURCHASE

We will work with you and let you test your new shotgun to ensure it is right for you!


VALUED AT **\$150**

Every new shotgun purchase comes with

**1 BOX OF AA TRACKER  
AMMUNITION**

to assist you with being comfortable with your new firearm.

**A \$15 VALUE!**





“... it was great to see families out and connecting with Alberta’s natural water resources and the fish that live in them.”

# AHEIA Participates in FIShtival 2022 at Bow Habitat Station



To celebrate the Family Fishing Weekend in Alberta, the Bow Habitat Station in Calgary held its FIShtival on Saturday, February 19, 2022. AHEIA joined in the activities and hosted a table in which families attending the event could try their hand at identifying Alberta’s game fish, view some of the fish mounts from AHEIA’s Conservation Education Wildlife Museum, learn how various fly patterns imitate nymphs and minnows, and find out more about Alberta’s Report A Poacher Program. Over 600 people visited AHEIA’s display, and it was great to see families out and connecting with Alberta’s natural water resources and the fish that live in them.

Alberta hosts two family fishing weekends where you can try your hand at fishing without having to purchase a fishing licence. In 2022 the Alberta fishing weekends are February 19-21 and July 2-3, 2022. Remember, even though a fishing licence is not required on these two weekends, sport fishing regulations still apply, so check the regulations before you go.

AHEIA offers two FREE online fishing education programs. The *Alberta Fishing Education Program* and the *Identification of Alberta’s Game Fish Quiz* can be found at [aheia.com/online-training](http://aheia.com/online-training).



ANOTHER IN OUR SERIES OF OUTDOOR EDUCATION COURSES

# Identification of Alberta’s Game Fish Quiz

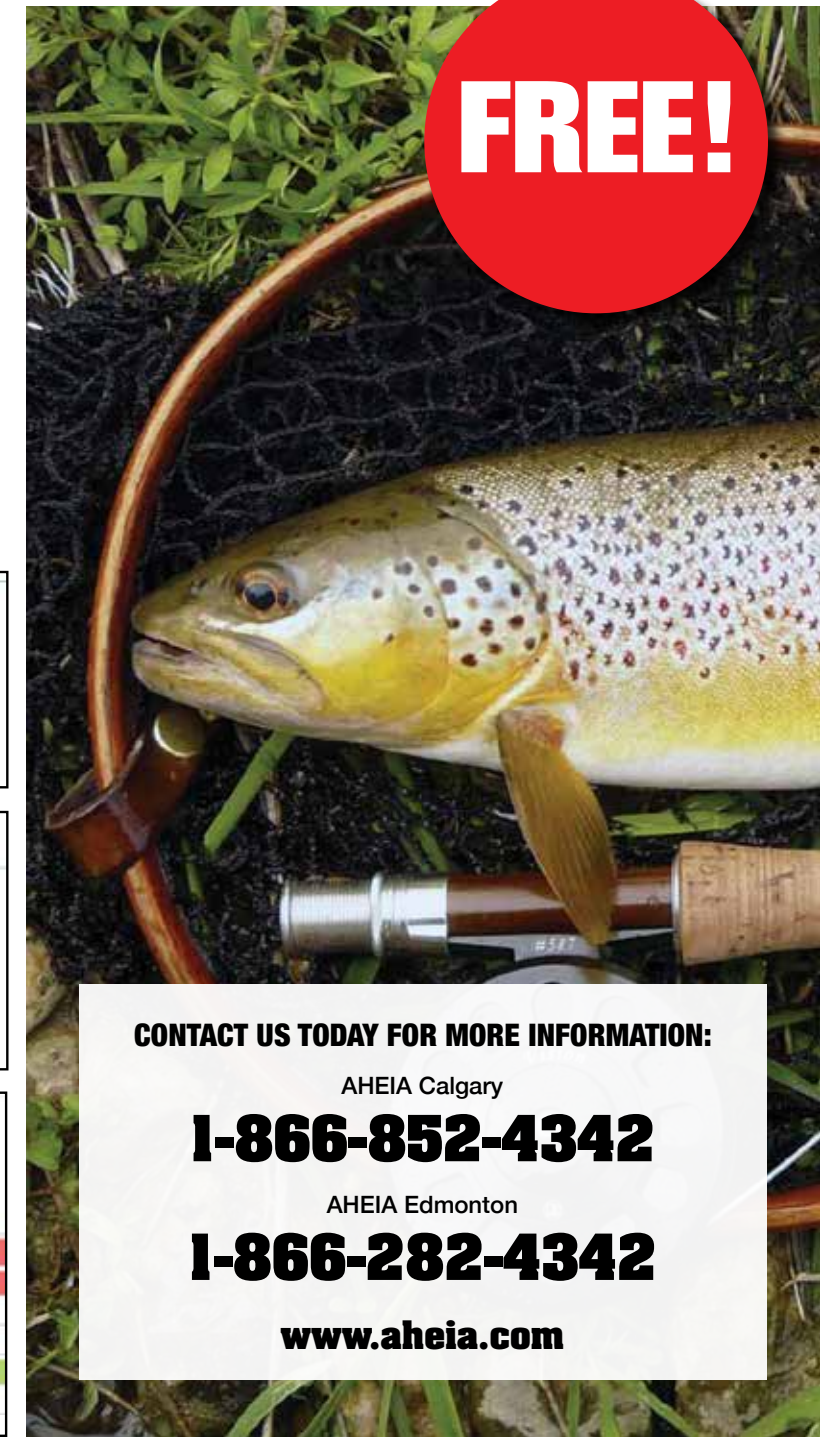
AHEIA.com/FishID

This **FREE** online quiz offers a comprehensive educational experience.

The *Identification of Alberta’s Game Fish Quiz* is aimed towards new and experienced fishing enthusiasts alike to teach them about the key identifying features for 21 of Alberta’s commonly caught game fish.

In the online quiz participants will find:

- Indexed pictures of 21 Alberta game fish species along with the key identifying features of each.
- Descriptions and comparisons of several commonly misidentified fish and how to tell them apart.
- A free online multiple-choice quiz which consists of 25 Alberta game fish photos to identify. The quiz can be taken as often as desired, with new randomly generated fish photos each time, with the intention of anglers becoming well versed in identifying Alberta’s game fish.



CONTACT US TODAY FOR MORE INFORMATION:

AHEIA Calgary

**1-866-852-4342**

AHEIA Edmonton

**1-866-282-4342**

[www.aheia.com](http://www.aheia.com)



# Safe Boating Checklist

Heading out on the water this summer? Here is a pre-departure checklist you can use to ensure you are safe and legal.

**Lifejackets: Wear them!**

- Carry a Canadian-approved lifejacket for everyone on board.
- Make sure they are in good condition (check the zippers, buckles, fabric, seams, etc).
- Check that they are properly sized to fit each person on board.

**Operator Competency: Are you ready to head out on the water?**

- Take a boating safety course.
- Keep your Pleasure Craft Operator Card or other proof of competency on board.

**Weather: Check and monitor the Marine Weather Forecast.**

**Sail Plan: File your plan before heading out.**

- Tell a person you trust where you are going and when you will be back.

**Safety Equipment: Essential and required by law.**

- Make sure all equipment is on board, in good working order, and is easy to reach.
- Carry a First-Aid Kit, basic tools, and spare parts.

**Charts, Compass and Local Hazards.**

- Make sure you are aware of all local hazards, water levels and tides.

**Fuel: Check your fuel supply.**

- Remember – 1/3 to go out, 1/3 to return, and 1/3 in reserve.

**Boat Condition: Should your boat leave the dock?**

- Check the hull for cracks or other damage.
- Check the electrical, fuel, propulsion, and cooling systems.
- Make sure the throttle and steering work well.
- Check the engine and hydraulic oil.
- Check all hoses and lines for leaks and cracks, and replace if necessary.
- Make sure all clamps and belts are secure and in place.
- Inspect spark plugs. Clean and replace if necessary.
- Check oil and water filters. Change if necessary.
- Check the battery's charge.
- Make sure the drainage plug is in place.
- Carry spare plugs for all through-hull fittings.
- Make sure the load (gear and occupants) on your boat is well distributed.
- Run the blowers for four minutes before starting the engine(s) where applicable. Check for airflow.

**Safety Briefing.**

- Show everyone where the safety equipment is located and how to use it.
- Make sure the communication equipment works and everyone knows how to use it.

**Remember:** Canadian Federal Law states that anyone operating a motorized (gas or electric) pleasure craft in Canada must carry proof of competency. If you do not have a Pleasure Craft Operator Card, go to

[www.albertaboatsafety.com](http://www.albertaboatsafety.com)

to obtain one. If you have lost your card call AHEIA at 1-866-852-4342 to obtain a replacement.

Certain age restrictions apply to pleasure craft operators under the age of 18. Be sure you are familiar with these restrictions.

**If you have any questions about boating safety or boating safety laws, contact Allan Orr at**

**403-319-2281**

or email [allan@iheia.com](mailto:allan@iheia.com)



# CLEAN + DRAIN + DRY YOUR GEAR

Alberta's aquatic habitats are home to hundreds of species of native plants and animals. Help protect our waters by taking three easy steps to prevent the spread of aquatic invasive species and whirling disease.



**CLEAN**

Clean off all mud, sand and plant material and dispose in the garbage or on dry land before leaving the shore.



**DRAIN**

Drain standing water from buckets, boats, bilges and fishing gear before leaving the shore.



**DRY**

Dry everything completely before entering another waterbody.

FOR MORE INFORMATION OR TO REPORT AQUATIC INVASIVE SPECIES, CALL:

**1-855-336-BOAT (2628)**

For up-to-date distribution of aquatic invasive species and whirling disease in Alberta, please visit [alberta.ca](http://alberta.ca)





**“The RAP Program provides Albertans an opportunity to report suspected poaching violations to Fish & Wildlife, through a toll-free telephone number, 24/7.”**

# AHEIA and Report A Poacher

AHEIA is now responsible for the education component of Alberta’s Report A Poacher (RAP) Program. The RAP Program provides Albertans an opportunity to report suspected poaching violations to Fish & Wildlife, through a toll-free telephone number, 24/7. To inform the public of this program, we utilize the RAP trailer, which is outfitted with static displays and videos about the program, at sport shows and outdoor events throughout the province. For increased visibility, all AHEIA vehicles have now been logoed with the RAP logo and telephone numbers.

Expanding on the outreach, we are now attending schools and providing a mobile education program in which teachers can book a visitation for their students. In addition to educating students about RAP, modules, which compliment the provincial outdoor education curriculum, have been created and AHEIA staff assist teachers with various outdoor and conservation education topics. For example, if students are learning about the canoe and the fur trade and how it opened up Canada, AHEIA has modules where we show up with beaver pelts, beaver mounts, skulls, etc. and discuss the species’ historical and current importance to our country.

Other modules under development include ice fishing, fur-bearing animals, waterfowl, raptors and other birds of prey, making tracks, upland game birds, cloven hoofed animals, enforcement and more. The plan is to touch the lives of over 100,000 children a year and help them make a connection with the species and outdoor spaces they share in Alberta.



Photo by Rob Vogt, courtesy of the Claresholm Local Press.



Photo by Rob Vogt, courtesy of the Claresholm Local Press.



**Anyone who would like to find out more about our RAP outreach program, book an experience with the RAP trailer, or volunteer, can contact any AHEIA office and they will be put in touch with the RAP program coordinator.**



## Conservation Education Points of Contact

**Calgary  
Conservation Education  
Centre For Excellence**  
911 Sylvester Cr. SW  
Calgary, AB T2W 0R8  
Phone: 403-252-8474  
1-866-852-4342  
Fax: 403-252-3770  
[info@aheia.com](mailto:info@aheia.com)

**Edmonton  
Conservation Education  
Centre For Excellence**  
#88, 4003 - 98 Street  
Edmonton, AB T6E 6M8  
Phone: 780-466-6682  
1-866-282-4342  
Fax: 780-431-2871  
[edmontoninfo@aheia.com](mailto:edmontoninfo@aheia.com)

**Alford Lake  
Conservation Education  
Centre For Excellence**  
Box 369  
Caroline, AB T0M 0M0  
Phone: 403-722-2423  
Fax: 403-722-2445  
[alfordlake@xplornet.com](mailto:alfordlake@xplornet.com)

**A.H.E.I.A.  
Calgary Firearms Centre**  
242 Avenue & 32 Street SW  
DeWinton, AB T0L 0X0  
Phone: 403-256-0665

[www.aheia.com](http://www.aheia.com)

## Conservation Education Programs

- Alberta Conservation & Hunter Education
- Alberta Fishing Education Program
- First Time Hunter Program
- Home Study Program
- Canadian Firearms Safety Course
- Outdoor Camp Programs
- Outdoor Women’s Seminar
- Outdoor Youth Seminar
- Wildlife Seminars
- Fishing Seminars
- Pleasure Craft Operator Training
- Identification of Alberta’s Game Fish Quiz



**AHEIA's Calgary and Edmonton offices are selling**  
**National Park Annual**  
*and*  
**Daily Fishing Permits**



Parks Canada  
 Parcs Canada

**Pick up your fishing permits today at:**

**AHEIA Calgary**  
 911 Sylvester Crescent SW

or

**AHEIA Edmonton**  
 #88, 4003 - 98 Street

Beginning April 1, 2022.

**\$35<sup>75</sup>** Annual

Valid April 1, 2022 - March 31, 2023

**\$10<sup>25</sup>** Daily

A hard copy of **Fishing Regulations Summary - Mountain National Parks in Alberta and British Columbia** will be provided with each permit.

Permits will be valid in the following National Parks: Jasper, Banff, Yoho, Kootenay & Mount Revelstoke, Glacier & Waterton Lakes.

**Note:** Does not include National Parks entrance Day Pass or Discovery Pass.

“... the opportunity to highlight our Conservation Education Programming options to over 40 camp operators and their staff.”

# Alberta Camping Conference Tradeshow

On March 3, 2022, AHEIA was one of the exhibitors at the Alberta Camping Association's Alberta Camping Conference. The conference was held at Camp Kindle in Water Valley, Alberta and gave AHEIA the opportunity to highlight our Conservation Education Programming options to over 40 camp operators and their staff. As an exhibitor, AHEIA was able to promote our organization and build our industry connections. Any camps who may have staff they wish to have certified in Hunting or Fishing Education, Firearms Safety or Pleasure Craft Operator Training are now aware of where they can get that training. Our Report a Poacher trailer was also on site and conference attendees could look it over in case they wished to book it for any future conservation functions or events.



**Don't Let it Loose** doesn't just apply to your pet goldfish – as an angler, you can help prevent the introduction and spread of aquatic invasive species and diseases.

Sport fish may only be released back into the waters from which they were caught. Never move a sport fish from one waterbody to another to create angling opportunities - this is illegal, can introduce diseases, and negatively impact the ecosystem.

It is illegal to use live bait fish or crayfish (live or dead) as bait. All bait fish should be killed immediately - do not kill more than what you need as these fish are important food for sport fish. Dead bait should not be moved from the waterbody it was collected from, as this can lead to the introduction of pathogens and diseases. Dispose of unused bait in the garbage, and always follow Alberta Sportfishing Regulations regarding bait use.



Report anyone you observe relocating live fish or using live fish as bait to Report a Poacher

Report aquatic invasive species to  
**1-855-336-BOAT**





Are you interested in obtaining your  
**Pleasure Craft  
Operator Card?**

Available Online at  
[www.albertaboatsafety.com](http://www.albertaboatsafety.com)


This card is valid nationwide and never expires!

**Pleasure Craft  
Operator Training**

BOATING SAFETY INSTRUCTION PRESENTED BY



**the fishin' hole**



Get your **2022  
Summer Fishing  
Catalogue FREE**

Visit us at [thefishinhole.com](http://thefishinhole.com)  
or call 1.800.661.6954

100% OWNED - SINCE 1975

THEFISHINHOLECANADA THEFISHINHOLECA

The Alberta Hunter Education  
Instructors' Association

would like to thank

**Wildlife Habitat Canada**



*Conservation and Hunter Education  
Program Initiatives*

These projects are undertaken with the  
financial support of Wildlife Habitat Canada.

Wildlife Habitat Canada is a non-profit, conservation organization that conserves habitat, primarily by investing the funds from the sale of the Canadian Wildlife Habitat Conservation Stamp and Print program contributed by waterfowl hunters. Since 1985, we have provided over \$50 million in grants to more than 1,500 habitat conservation projects across Canada, which have helped safeguard important ecosystems and countless wild species. To learn more, please visit [www.whc.org](http://www.whc.org).

*Without habitat ... there is no wildlife.*

**Making Wildlife and Fish Part of the  
Value System of all Albertans.**

# Great Meals from the Harvest

with *Len Gransch*

and Guest Contributor **Brad Fenson**

(Brad Fenson Outdoors)



Len Gransch  
Program Coordinator  
AHEIA Edmonton

## Baked Rainbow Trout

2 whole rainbow trout, gutted and cleaned  
(leaving heads and tails on is optional)

2 teaspoons olive oil  
1/4 teaspoon dried dill  
1/4 teaspoon dried thyme  
Salt and pepper to taste  
1/4 teaspoon red pepper flakes  
1/4 teaspoon garlic powder  
1 medium onion, thin sliced  
Lemon slices  
2 tablespoons hot water

Preheat oven to 400°F. Grease a 9x13" baking dish with half the olive oil. Place trout in the prepared baking dish. Coat with remaining olive oil. Add more if required. Season the trout outside and inside with the dill, thyme, pepper flakes, garlic and salt. Stuff the trout with the onions. Sprinkle with pepper and place thin lemon slices on top of the fish.

Bake in the preheated oven for 10 minutes. Add the hot water to the dish and continue baking until the fish flakes easily, about another 8-10 minutes.

Serve hot with your favourite vegetable and rice.

## Crispy Baked Fish

4 - 4 ounce walleye fillets (any white fish will also work)

1/3 cup dry bread crumbs  
2 large eggs, beaten  
1 tablespoon water  
1/2 teaspoon seasoned salt  
1/4 cup parsley, chopped  
1/3 cup instant mashed potato flakes  
1/3 cup grated Parmesan cheese  
1/2 teaspoon garlic powder  
Pepper to taste

Preheat oven to 450°F. Lightly grease a baking sheet.

Beat the eggs and water together in a bowl until smooth and set aside. Combine the bread crumbs, potato flakes and Parmesan cheese in a separate bowl with the seasoned salt, garlic powder and pepper until evenly mixed.

Dip the fillets into the beaten egg, then press into the bread crumb mixture until well coated. Place onto the greased baking sheet.

Bake in the preheated oven until the fish is opaque in the centre and flakes easily, approximately 15-20 minutes. Do not overcook.

Sprinkle with chopped parsley and serve. Corn on the cob and a flavoured rice make a nice accompaniment.

## Crispy Ginger Venison *Courtesy Brad Fenson*

Ginger beef is a specialty dish created in Calgary, Alberta, that has spread in popularity across North America. It is sweet, savoury, and has a crispy texture that leaves you wanting more. It has always been a family favourite when eating in Chinese restaurants, so we have adapted it to cook with venison. This recipe works great whether you have deer, elk, moose, or antelope. It has even been tried and tested with goose and sandhill cranes.

Once you have made this recipe, the prep time gets increasingly faster, meaning you can typically complete a fresh batch in less than 40 minutes.

2 lbs. venison roast, cut into thin strips (1/4 x 1/2 and 2 to 3 inches long)  
3/4 cup cornstarch  
1/2 cup water  
2 eggs  
6 garlic cloves, minced  
1/2 cup white sugar  
1/4 cup rice vinegar  
3 tablespoons soy sauce  
1 teaspoon red pepper flakes  
1 cup canola oil, or as required  
1 large carrot, julienned or coarsely grated  
1 large yellow onion, sliced thin  
1/2 yellow pepper, cut into long, thin strips  
1/2 red pepper, cut into long, thin strips  
1/4 cup minced fresh ginger root  
1/4 cup sesame oil

Place cornstarch in a large bowl and slowly whisk in the water until the mixture is firm but smooth. Whisk the eggs into the cornstarch mixture to make it into a batter. Place the meat strips into the mixture and toss to coat each piece entirely.

Pour canola oil into a wok or Camp Chef Dutch oven, until it is 1-inch deep. Heat the oil to medium-high and slowly place 1/3 of the meat into the hot oil. Cook the meat, stir or turn the strips frequently until they are crisp and golden brown. Use tongs to separate the strips so they don't stick together. Remove meat to drain on a paper towel and repeat the procedure until all the meat is cooked.

Pour off all but one tablespoon of the oil in the wok and stir fry the carrot, onion, peppers, ginger, and garlic over high heat until lightly browned, but still crisp.

Mix sugar, rice vinegar, soy sauce, sesame oil, and red pepper flakes in a small bowl, and pour over the vegetables in the wok. Continue to heat the mixture until it starts to boil. Stir the crisp meat strips into the vegetable mixture and serve immediately over or with rice.

\* Freeze your peeled ginger root to make it easier to grate.






# Prussian Carp

*Carassius gibelio*

Prussian Carp have big scales; 29 to 33 along the lateral line from gill to tail.



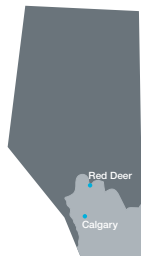
When felt with your hand, the first dorsal ray and the first anal fin ray are serrated.

Prussian Carp are silvery-brown.

The mouth is located at the end of the head, or is terminal. If a Prussian carp hits a wall, the mouth touches it before the nose. A suckers nose would hit the wall before it's sub-terminal mouth.


## CATCH IT KILL IT

If you catch a Prussian carp, kill it and dispose of it or eat it. Do not put it back in the water.



Alberta was the first jurisdiction in North America to have invasive Prussian carp and can be found in the main stem and tributaries of the **Bow, Red Deer, Oldman and South Saskatchewan Rivers.**

**3X** Females can spawn up to three times in one year, making them prolific invaders.



Prussian carp are bad news for native fish populations as they out-compete them for food and habitat.



Likely introduced by intentional releases, response or eradication is challenged by spread through connected waterbodies.

Intentional release of invasive species is illegal.



Releasing Prussian Carp into any waterbody can start an invasion; but you can stop it!

Report aquatic invasive species to **1-855-336-BOAT**



ANOTHER IN OUR SERIES OF OUTDOOR EDUCATION COURSES

## ALBERTA FISHING EDUCATION PROGRAM

This program offers a comprehensive educational experience. Divided into eight modules plus a final exam, the course may be taken online or in a classroom format taught by AHEIA certified instructors.

Course modules include:

- ALBERTA FISHING REGULATIONS AND MANAGEMENT
- IDENTIFICATION OF ALBERTA GAME FISH
- FISHING EQUIPMENT • FISHING TECHNIQUES
- PREPARING AND COOKING YOUR CATCH
- SAFETY WHILE FISHING • ETHICAL BEHAVIOUR
- LEGAL RESPONSIBILITIES

CONTACT US TODAY FOR MORE INFORMATION:

AHEIA Calgary **1-866-852-4342** AHEIA Edmonton **1-866-282-4342**  
[www.aheia.com](http://www.aheia.com)



## Staff Appointment



Robin Perry

It is my pleasure to announce that, effective January 24, 2022, Robin Perry began her permanent, full-time position with AHEIA as an Administrative Assistant/Receptionist in the Calgary office.

Robin is a native Calgarian. She has worked many years in various administrative roles, including reception and bookkeeping. The past 11 years she has worked in the executive offices of the Chinook Honey Company and Chinook Arch Meadery, southwest of Okotoks.

Robin and her husband are avid outdoors people, and in her leisure time she enjoys activities such as cycling, kayaking, hiking and snowshoeing.

Robin can be reached directly at 403-319-2280 or email [robin@aheia.com](mailto:robin@aheia.com). Please join me in welcoming Robin to the AHEIA family!

Robert A. Gruszecki  
President - AHEIA



## Firearms Questions?

Get your answers here!

[www.albertafirearmfacts.com](http://www.albertafirearmfacts.com)







# Edmonton Boat and Sportsmen's Show


After a two-year hiatus due to COVID, the Edmonton Boat and Sportsmen's Show was once again held on March 17-20, 2022, at the Edmonton Expo Centre. AHEIA, as usual, had a large presence at the show, and it was great to see all the people happy to be out and about trying our fishing simulator, archery and pellet gun trailers, laser shooting gallery, Report A Poacher trailer, fur kit display, and activity books. Our raffle tables and store were also popular stop offs.

Thank you to all our volunteers who helped over the four days of the show. We could not do what we do without you!

Mark your calendar for the Calgary Boat and Outdoors Show to be held in February 2023 and the Edmonton Boat and Sportsmen's Show to be held in March 2023. We will see you there!




Mark Your Calendar:  
**Calgary Boat and Outdoors Show to be held in February 2023**  
**Edmonton Boat and Sportsmen's Show to be held in March 2023**





# IT'S TIME YOU JOINED THE ARMY CADETS



*Here's why!* Army Cadets means adventure, leadership, survival training, comradeship, and character building for a lifetime of success.

Registration is free for youths 12 to 18 years of age.

**Join an Alberta  
ARMY CADET CORPS**

**Call free in Alberta  
1-866-230-ARMY (2769)**



**ROYAL CANADIAN  
ARMY CADETS**



## PREDATOR RIFLESCOPE

LOW LIGHT OR HEAVY GLARE, HIGH WATER TO DEEP COLD, ROCK SLAMS AND GRIT STORMS, NO MATTER. THE VIEW IS ALWAYS CRYSTAL CLEAR AND DEAD CERTAIN. LIGHTWEIGHT DESIGN WHILE PROVIDING THE MILITARY RUGGEDNESS AND DURABILITY YOU'VE COME TO EXPECT FROM STEINER!



**WIN UP TO  
\$3,000 FOR  
TAXIDERM\***

FOR MORE DETAILS, VISIT  
[STEINERCANADA.CA](http://STEINERCANADA.CA)



**ADVANCED  
TAXIDERM**



[STEINER-OPTICS.COM](http://STEINER-OPTICS.COM) | [STEINERCANADA.CA](http://STEINERCANADA.CA)

**STEINER**   
Nothing Escapes You

VALID FROM MAY 1<sup>ST</sup> TO OCTOBER 31<sup>ST</sup>, 2022. PRIZE: ONE TIME USE GIFT CARD OF \$3,000 AT ADVANCED TAXIDERM. Applies only to taxidermy cost, all other expenses not included. One entry per purchase and/or email account. Open to legal residents of Canada only. Must be 18 years or older to participate. Not redeemable for cash - No cash value. No additional discounts or offers may be applied. Steiner Canada, Steiner and Advanced Taxidermy are sponsoring the draw. For full Terms and Conditions, please visit [www.steinerCanada.ca](http://www.steinerCanada.ca).





HarvestYourOwn.ca



# Spring Snow Goose Season March 15 - June 15

Return Undeliverable Canadian Addresses to:

A.H.E.I.A.  
911 Sylvester Crescent S.W.  
Calgary, Alberta T2W 0R8  
Email: [info@ahcia.com](mailto:info@ahcia.com)

**Canadian Publication Mail  
Agreement # 40043462**