

Summer 2015



Alberta Hunter Education
Instructors' Association

Conservation Education

The Voice of Conservation Education in Alberta

Magazine



AHEIA's Mission is to Make Wildlife and Fish Part of the Value System of Every Albertan

Canada's Most Advanced Hi-Tech Indoor Shooting Range



Calgary Shooting Centre is a multi-million dollar facility designed to cater to shooters who demand more than just a place to shoot.

Our hi-tech ranges are cleaner, safer and more advanced than anything else in Canada.

Try our BKE Live Fire Interactive Cinema Range with over 400 different scenarios



Featuring ...

- 25m Gallery Ranges.
- German Master Gunsmith in-house offering repairs, as well as shotgun fittings by appointment.
- Pro Shop featuring a great selection of quality firearms and accessories at competitive prices.

We Offer Shooters More!

Open 9 am - 9 pm • 7 Days a Week

Your Source for the Finest in Hunting Rifles and Optics



SWAROVSKI



Visit us in-store or online at www.theshootingcentre.com/store

Telephone 403.451.1777

Bay 4, 7130 Fisher Road SE, Calgary

www.theshootingcentre.com

President's Message

“ While I am optimistic about the future of A.H.E.I.A. ... the knowledge of challenges ahead cannot be dismissed. ”

By Robert A. Gruszecki



Robert A. Gruszecki
President - A.H.E.I.A.

Dear friends:
With half a year already gone by, I am amazed by the dramatic ups and downs we've seen so far. Changes coming from the Chief Firearms office relating to Firearms Safety courses, the continued scarcity of funding and, for the first time in 44 years, a new

government in Alberta. There is much to keep our eyes on and many opportunities for involvement and to make a change for the better in this great province.

While I am optimistic about the future of A.H.E.I.A. and Alberta as a whole, the knowledge of challenges ahead cannot be dismissed. I sometimes feel like a broken record when the subject of fundraising comes up but it is a never-ending battle and one that, perhaps now more than ever, affects us all. In uncertain economic climates, purse strings — government, corporate and personal — tighten and so we look for ways to reinvent the organization, increase our reach in the community and bring awareness to our cause.

Reinvention is not a simple thing. The Alberta Hunter Education Instructors' Association was designed with the intention of keeping the



hunting, fishing and trapping traditions alive for ourselves and future generations. Today, the concepts of environmentalism and conservation have somehow become erroneously separated from these traditions, leaving A.H.E.I.A. in a difficult position from a PR perspective. It can be confusing to non-hunters to learn that this demographic is responsible for some of the most effective and long-lasting conservation efforts in North America, but it is indisputably true.

Increasing A.H.E.I.A.'s reach is an ongoing project. The Calgary Firearms Centre will shortly be starting a Ladies' League which will hopefully introduce the wonderful world of safe firearms use to a broader spectrum of our community. Women in the shooting sports are a fast growing group and it is very exciting to see this growth here at home, not just in the news. Ideally, women new

Continued ➤



President's Message *cont.*

to shooting will bring their enthusiasm back to their homes and workplaces, thereby encouraging another group, like ripples in a pond, to come see what's happening and try it for themselves.

June 7th saw a great "Take a Kid Fishing" event by a core group of Southern Alberta A.H.E.I.A. instructors. 59 students, 25 mentors and volunteers and 31 parents registered and participated in what will be the first of many such events! McQuillan Lake, southeast of Coaldale, was the scene of a great day of camaraderie and dedicated sharing. This event served as a model for introducing novices to the world of fishing! More on this event and others like it in our next issue of the magazine. Thanks to all involved for setting the bar high and for their demonstrated commitment to making wildlife and fish part of the value system of every Albertan.

Bringing awareness to the cause of Conservation Education is something that we can all sink our teeth into. For the instructors out there: with each class that you teach, take some time to express to your students the value of this organization. Express this with the passion that got you involved in the first place. Members, start a dialogue with your friends and co-workers about the benefits of the work that is done here. Shooters, I would love to see you all bringing a friend and teaching them how to shoot clay birds! Imagine the possibilities of transferring your teens' energies away from video games to trap, skeet or sporting clays; your child may be the next champion with those hand-eye coordination skills. Not to mention the value of fostering safety and an interest in waterfowl or upland bird hunting. We all know someone who would be a perfect fit here, someone who shows great



“ ... I am amazed by the dramatic ups and down we've seen so far ... There is much to keep our eyes on and many opportunities for involvement and to make a change for the better in this great province. ”

promise or even simply interest. Foster this interest and introduce new people to A.H.E.I.A., to the safe and responsible enjoyment of the outdoors and to a better quality of life.

The Second Annual Spring Fling was an unqualified success and a great deal of fun. It was wonderful to see so many people turn out for another fantastic meal, huge silent auction, spirited live auction, balloons, moose antler, card raffles and so much more! The first ever A.H.E.I.A. wine raffle began with 75 bottles and one lucky gentleman won the final total of *124 bottles of wine*. This one's a winner for everyone and I think we can expect to see another raffle like this in the future. On the topic of raffles, this year has provided op-

portunities for you to win more firearms, archery packages, ATVs, grounds equipment and wine than ever with many still happening. Don't forget to buy those tickets — you could be the next winner of a \$5000 trap gun or other fine firearms!

Firearms, hunting and bowhunting classes at our centres continue to be filled to the brim, the Youth Hunter Education Camps are sold out and registration is open for the Outdoor Women's Program and Outdoor Youth Seminar which are both filling up fast. If you know someone who could benefit from a little time outdoors, some increased confidence and new skills, send them the link to our registration package at <http://www.aheia.com/programs>. They'll thank you! And don't forget to keep an eye on our social media feeds; as the re-invention continues, you will want to know of upcoming events as soon as they become available.

Finally, thank you to our tireless volunteers for all of the work you do in the name of Conservation Education. You're doing what you love and we love it! Keep up the good work everyone; don't forget that what you do has a greater impact than you can imagine. You are making a difference for Albertans every day.

Yours in Conservation,

Robert A. Gruszecki, President

This Issue's Feature Articles

- 5 ■ A.H.E.I.A.'s 2015 NASP National and Provincial Championships
- 12 ■ 2015 Spring Fling Fundraising Banquet
- 15 ■ A.H.E.I.A. Introduces "Field Techniques" as a Smart Phone App
- 16 ■ Chronic Wasting Disease Surveillance Update
- 17 ■ Call of the Wild
- 18 ■ BOPPS: An Effective Teaching and Learning Strategy
- 20 ■ Fishing the High Country
- 23 ■ Applying the Manufacturing Principle of 5S+1

Our Regulars

- 3 ■ President's Message
- 9 ■ Edmonton Report
- 11 ■ Firearms Education Report
- 19 ■ Great Meals from the Harvest
- 24 ■ A.H.E.I.A. Raffle Winners

Front Cover Photo by:
Todd Ponich

A.H.E.I.A.'s 2015 National Archery in the Schools Program (NASP) National and Provincial Championships

By Ken Cook



Ken Cook
Program Assistant
A.H.E.I.A.
Edmonton

My how we have grown, this year hosting two tournaments. First on March 12-15, 2015 we held the National NASP tournament at the Edmonton Boat and Sportsmen's Show. This year we had 63 schools shoot; this included 11 from Saskatchewan and four all the way from South Africa. This was quite a journey, from West Cape to Edmonton, approximately 15,682 km. Although the archers from South Africa were not able to compete in the tournament because they were not residents of Canada, they were willing to join in. What a great opportunity for young archers from both Canada and Africa to intermingle with each other and shoot at this event.

A group of young archers was also selected to take part in the Pro-Am archery event on Friday afternoon. The participants were paired up with a Pro from the outdoor sporting world. All participants, including the Pros, were required to shoot the Genesis bows, making everyone equal. A lot of fun for participants and Pros alike. This created a nice break from the competition.

The Provincial NASP tournament was held April 23-26 at the Omniplex located in Drayton Valley. The major sponsors for this tournament were A.H.E.I.A., Safari Club International (Drayton Valley Chapter), and Brazeau Bow Benders. Competition started early Thursday morning, with each of the schools paraded in for their flight. Participants had the opportunity to shoot for medallions, trophies and banners. The top female and male in each division (Elementary, Middle and High) received a Genesis bow. School teams competed for a share of prize money donated by Canadian National Sportsmen's Shows. Each first-placed school team in each division received \$1000, second \$300 and third \$200.

Both events were very successful and from all indications we can only continue to grow.

Let's look at some astounding numbers:

Number of arrows shot (both competitions)	78,120
Number of competitors at both	1,953
Number of male competitors at both	1,127
Number of female competitors at both	826
Highest score that can be achieved	300
Highest score achieved	289
Number of schools participating	106
Highest score per round	50
Highest score per arrow	10

NASP Provincial Results

High School Teams

First	H.A. Kostash	3317
Second	Cardston High	3240
Third	Edwin Parr Composite	2922

Middle School Teams

First	Mountain View	3047
Second	Ardrossan Junior/Senior High	3041
Third	Gus Wetter	2921

Elementary School Teams

First	H.A. Kostash	2431
Second	Aurora	2401
Third	St. Anthony	2314

Top Archers High School Female

First	Savanna Cherniwchan (<i>H.A. Kostash</i>)	284
Second	Emmalee Connolly (<i>H.A. Kostash</i>)	283
Third	Tayla van Oers (<i>Gus Wetter</i>)	283

Top Archers Middle School Female

First	Hailey Ashton (<i>H.A. Kostash</i>)	273
Second	Katelyn Uibel (<i>Mountain View</i>)	270
Third	Twyla Damant (<i>Gus Wetter</i>)	270

Top Archers Elementary School Female

First	Corissa Riddoch (<i>St. Anthony</i>)	246
Second	Heather Ziprick (<i>H.A. Kostash</i>)	240
Third	Shyanna Barrera (<i>Tomahawk</i>)	236

Top Archers High School Male

First	Tyson Keimele (<i>Cardston High</i>)	286
Second	Cameron Beazer (<i>Cardston High</i>)	280
Third	Will Roberts (<i>William E. Hay Composite</i>)	278

Top Archers Middle School Male

First	Ethan Bevans (<i>Mountain View</i>)	278
Second	Tyan Mailer (<i>Procost Public</i>)	275
Third	Aiden Pittman (<i>Warner</i>)	274

Top Archers Elementary School Male

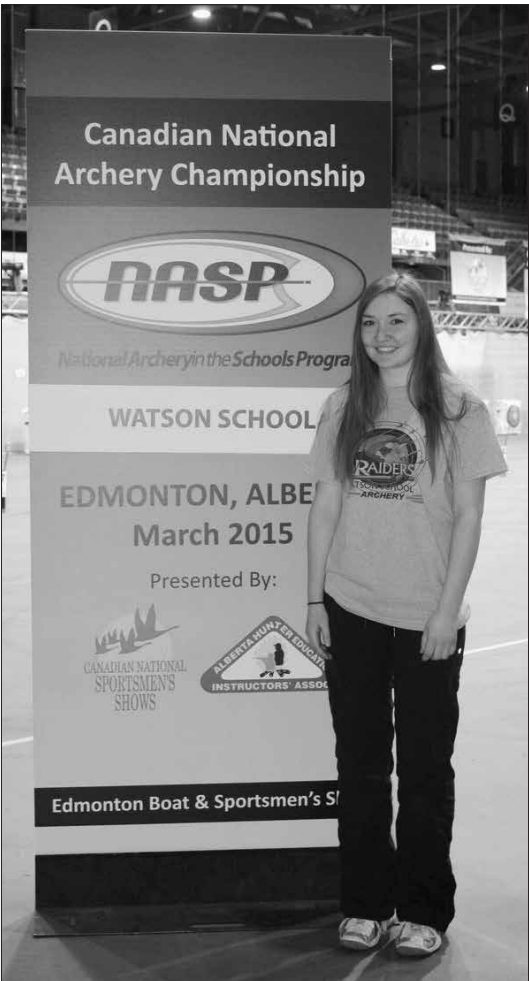

First	Joseph Feist (<i>Warner</i>)	252
Second	Ben Pittman (<i>Warner</i>)	249
Third	Walker Plotts (<i>Aurora</i>)	248

Continued ➤


Changing Lives One Arrow at a Time



A.H.E.I.A.'s 2015 NASP National and Provincial Championships *cont.*



The National Archery in the Schools Program is an all-inclusive program affording all students equal opportunity to compete.



22nd ANNUAL

Outdoor Women's Program

AUGUST 5-9, 2015



Evening & Special Events!

Alford Lake Olympics
Bow Tuning and Maintenance
Camp Fire Evening!
Cleanin' My Gun
Feature LIVE Auction on Saturday Night
Fly Tying
Game Calling 101
Knife and Axe Sharpening
Learn How to Photograph Your Harvest
Nature Power Walk
Outdoor Jeopardy - Learning About Wildlife and Wild Places in the Most Entertaining Way Possible
Rope Making

POTENTIAL SESSIONS AVAILABLE:

- Advanced Hunting - Big Game Animals
- Advanced Hunting - Upland Game Birds and Waterfowl
- Building Your Own Survival Bracelet and Learning How to Use it
- Canadian Firearms Program - Challenge
- Canoeing - Basic and Advanced
- Crossbows - Getting Started
- Field Techniques - Preparing Your Animal for the Taxidermist
- Firearms Basics - Guns, Guns, Guns
- Get Out Alive! - Basic Outdoor Survival
- K-9s at Work (Each day will feature a different type of working dog: K-9 Police Dogs, Search and Rescue, Retriever and Pointer Hunting Dogs)
- Predator Awareness - Preventing Conflicts with Carnivores
- Where Am I? Where Should I Be?
- Archery
- Chainsaw Basics
- Fly Fishing
- Geocaching
- Handguns
- Introduction to ATVing
- Let's Go Bowhunting
- Making Leather Moccasins
- The Real Mantracker
- The Science of Fishing
- Trailing
- Walk on the Wild Side
- Wildlife Identification
- Wilderness Cuisine
- Wilderness First Aid
- Wilderness Survival - Basic



FOR MORE INFORMATION, CONTACT:
jessica@aheia.com • 780-466-6682 • 1-866-282-4342



Edmonton Report

By Len Gransch



Len Gransch
Program Coordinator
A.H.E.I.A.
Red Deer - North

I recently received an email from one of our Mentors, Val Weaver.

Len,

Hey hope things are well with you. Kayleigh and I got out bow hunting this last fall and had a blast trying to stay stink free in 26C sun wearing winter hunting clothes. Looks like I need to go shopping for another season of gear.

The win of the season was the double header white-tail in rifle season at -26C and having one of our bow hunts turned into a poem. Kayleigh has won several poetry contests with her poem about hunting. Thought you might enjoy the read.

— Val.

Val has always held the belief that it is extremely important to take his family into the great outdoors no matter what the adventure might be. In this instance, it was his daughter Kayleigh who had a special adventure and wrote a poem about it. I thought you might find it interesting.

The Hunt

by Kayleigh Weaver

I let the rich forest air fill my lungs and sigh
I continue to hide in its long golden hair, and look
The painted silhouette of mountains against a purpling sky,
It's beauty untouched
Perfection.

I am the only thing moving on this undisturbed mystery
The warm arms of the trees greet me like old friends
I take comfort in knowing that I am hidden
They whisper words of things only known to us,
Secrets.

I find my favorite spot, hidden in the trees, waiting for me
I sink into the background, becoming apart of it
I watch the forest come to life before my eyes
It plays like a movie, and I, a prop
Waiting.

As the performers begin to settle, I feel her arrive
I turn in anticipation, fingers inching towards my hidden bow,
She feels my presence, but still she stays
I begin to draw, waiting for my moment
Stop.

A sight worth seeing, the true new beginning of the forest
I move my hand away and watch the fawn play.
She knew before I did,

Trust

I let the moment linger, holding onto everything I can
As they melt away into the scenery,
I smile.
Peace.



Standing with Kelly and Len are (left to right): Jason Ofner (Retail Marketing Manager South Edmonton), Michael Copeland (Chief Operating Officer, Cabela's Inc.), Len Gransch, Kelly Semple, John Tramburg (Vice President Cabela's Canada and Outdoor Services, Cabela's Inc.) and Jeff Tymo (General Store Manager South Edmonton).

On Monday May 11, Kelly Semple and I had the privilege of attending a special event at the Cabela's Windermere (Edmonton South) store. The store was recognized as the Cabela's Canada Store of the Year for 2014. The event was attended by management from the Canadian head office in Winnipeg as well as from the US office.

During the introduction by the Store General Manager Jeff Tymo, he indicated that their success could not have been realized without the steadfast support and partnership of special groups. A.H.E.I.A. was one of the groups mentioned and in gratitude we were presented with a recognition award.

Everyone was treated to a lovely roast pig lunch and got to mingle and make new friends.

Well done Cabela's Edmonton South on your prestigious award. I have marked my calendar for a repeat performance in May of 2016.


Our 2015 Youth Hunter Education Camps and Outdoor Youth Seminar are sold out. If you missed out, simply email edmontoninfo@aheia.com and have your name added to our 2016 'Advance Notification' lists.

If you are a Canadian Firearms Program instructor who is having difficulty teaching the required number of courses per year, we can help. Contact the Edmonton or Calgary office and we will get you to assist with teaching one of our in-house courses. Also you may wish to attend one of our classes as a refresher. Either way we could use the help and it is a win/win situation for everyone.

Our search and recruitment for volunteers is an ongoing process. We always need volunteers for our Youth Camps, Sports Shows, Firearms courses, Hunter Education courses, banquets and much more. Please feel free to refer anyone you might recommend directly to me and I will get them started. Being a volunteer is extremely rewarding indeed.

Take care and
enjoy the Great Outdoors!





Hunting For Tomorrow partners with the Pope and Young Club as the Canadian distributor for the 7th Edition of the Bowhunting Big Game Records of North America

This edition contains records from the inception of the Pope and Young Club in 1961 to December of 2010. The statistics within this edition reference bowhunters, wildlife professionals and others seriously interested in the native big game populations in North America.

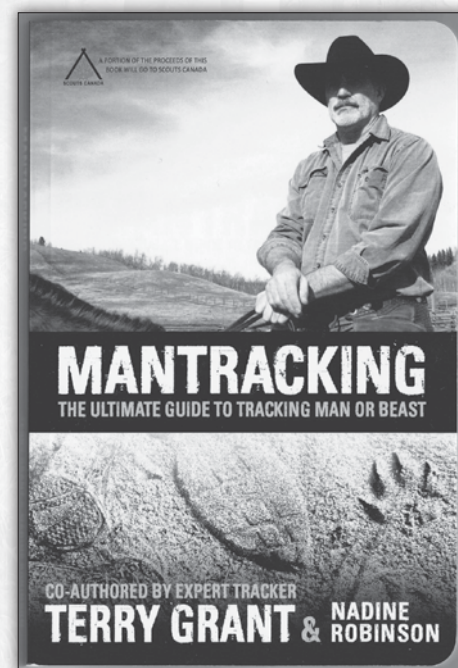
\$43⁰⁰
+GST

NOW AVAILABLE
from **Hunting For Tomorrow**

Mantracking
The Ultimate Guide to
Tracking Man or Beast **\$21⁹⁵**
+GST



To purchase either book from HFT,
simply call or visit our Edmonton office:
#88, 4003 - 98 Street, Edmonton, Alberta T6E 6M8
780.462.2444 / 1.866.282.4342



Firearms Education Report

Moving Forward: Canadian Firearms Program Update

By Glenn McKay



Glenn McKay
Firearms Education
Coordinator
A.H.E.I.A.

Bill C-42

Over the past few weeks, all of the CFP Instructors were notified about the pending announcement of Bill C-42, "The Common Sense Bill". Of particular interest is the section which deals with "challenges". Current practice is that any person over 18 years of age is able to take a challenge in order to apply for the PAL. When this Bill was introduced, it was indicated that "first time" firearms owners would have to take a full eight hour firearms course regardless of previous experience. Due to the wording of the letter sent to all instructors, it seemed to indicate that everyone wanting to obtain a PAL or upgrade their existing PAL would now have to take a course. A number of instructors have asked for clarification and a request has been made for a definition of "first time" firearms owner, and once it has been received, then the results will be passed on to the instructors.

The second inquiry that has been made relates to the implementation of this Bill. The Bill has been sent for review "without witness" which means that it will be a point by point review, so that when it is presented for a vote, all of the "i's"

will be dotted and all of the "t's" will be crossed. It is thought that this Bill will be voted on prior to the current parliamentary session ending (believed to be June 24, 2015). If passed, then the question is when does it become law. A.H.E.I.A. was notified that when the Bill becomes law, the Federal Firearms Coordinator will contact the Alberta CFO who will then notify A.H.E.I.A. Then the instructors will be notified via phone, emails and/or letters. I am pretty sure that every instructor knows this is coming, so it is also thought that instructors should be listening for any news relating to the Bill being announced through public media outlets.

Editor's Note: Bill C-42 received Royal Assent on June 18, 2015 and is now law.

Course Length

As we know, a non-restricted course is eight hours plus testing and restricted courses are four hours plus testing. Current practice is that some instructors will complete an eight hour non-restricted course and then follow it up with a restricted challenge. As long as there is no instruction on the restricted firearms, it is a legal option. If the instructor gives any instruction, then it is deemed to be "teaching" a challenge which we all know is unacceptable. When Bill C-42 is passed, there is a requirement for a four hour course for the restricted portion of the licence. There is no doubt that this will impact

both the student and the instructor. A one day course will then be a two day adventure. Giving a 12 hour course will be very taxing on everybody and at the end of the day it might be an ineffective method of instructing. Currently there is no way around the course length and until such time as the course material is reviewed and amended, this will be the required method.

Course Administration

This is really a fancy title for the paperwork relating to a CFP course. For the most part, the paperwork A.H.E.I.A. has been receiving has been very good. In order to help out, send your class record sheet in as soon as possible after the course, but please review the course reports for the test results, test numbers and signatures. Instructors are no longer required to put in their total ABM or ABL number. Simply put in ABM XXX or ABL XXX. This will help the data entry staff in the central processing site.

There is little or no doubt that Bill C-42 will cause some concerns for the instructors and for students, however if it is passed, then it becomes law. Based on what is law, the instructors will have to proceed accordingly. As always, if you have questions or concerns, please let me know by giving me a call or dropping me a line.

Enjoy your summer!



**SHOW YOUR AHEIA
MEMBERSHIP CARD & RECEIVE A**

10% DISCOUNT
On regular priced items only.
No sale, clearance or "best buy" merchandise.

3 LOCATIONS TO CHOOSE FROM:

Edmonton West
10951 - 170 Street
1.800.661.3847
Edmonton South
3235 Calgary Trail
1.888.479.2267
Calgary
7208 Macleod Trail SE
1.888.231.4753



WIND SPIRIT GRAPHICS
CUSTOM PRINT DESIGN

Books ■ Manuals ■ Directories
Newsletters ■ Magazines
Catalogues ■ Price Lists
Advertising
Posters
Brochures
Event Programmes

403.651.1339

Email windspritegraphics@shaw.ca
Website <http://windspritegraphics.shawwebpace.ca>

Designing the AHEIA Conservation Education Magazine

2015 Spring Fling Fundraising Banquet

By Len Gransch



Len Gransch
Program Coordinator
AHEIA
Red Deer - North

The second annual Spring Fling was held on Thursday, June 4. On that day, 270 individuals young and old gathered to celebrate Conservation Education. The evening was not only about raising funds, but also about enjoying an evening out and having a giggle or two with old and new friends.

I would personally like to thank all those who attended. Your commitment and selflessness helped make this event a very memorable one indeed. In all regards the evening turned out to be a great success and did not disappoint.

I wish to thank all the donors and sponsors for their generosity. Thanks also goes out to everyone on the Banquet Committee for giving your all. You made everything come together.

Congratulations to Alan Baker who was named the 2015 Edmonton Volunteer of the Year. Al has been contributing to Conservation Education for decades now and is an intricate part of the volunteer team Edmonton. Well done, Al!

Great news! Mark your calendars for June 2, 2016. That will be the date of our Third Annual Spring Fling. The location once again will be the Taliani Palace, located in Edmonton at 3223 Parsons Road. If you would like to be part of the banquet committee and give us a hand, please contact me directly and I would be happy to get you started. We really need all the help we can muster.

Details to follow. If you wish to be placed on an 'Advance Notification' list, simply email your request to me at len@aheia.com.

See you there.



Len Gransch (left) with
2015 Edmonton Volunteer of the Year Al Baker.



Mark your calendars and
join us for the
Third Annual Spring Fling
June 2, 2016
See you there!





Conservation Education Points of Contact

Calgary

Conservation Education Centre For Excellence

911 Sylvester Cr. SW
Calgary, AB T2W 0R8
Phone: 403-252-8474
Toll Free: 1-866-852-4342
Fax: 403-252-3770
E-mail: info@aheia.com

Edmonton

Conservation Education Centre For Excellence

#88, 4003 - 98 Street
Edmonton, AB T6E 6M8
Phone: 780-466-6682
Toll Free: 1-866-282-4342
Fax: 780-431-2871
E-mail: edmontoninfo@aheia.com

Alford Lake

Conservation Education Centre For Excellence

Box 369
Caroline, AB T0M 0M0
Phone: 403-722-2423
Fax: 403-722-2445
E-mail: alfordlake@xplornet.com

A.H.E.I.A.

Calgary Firearms Centre
242 Avenue & 32 Street SW
DeWinton, AB T0L 0X0
Phone: 403-256-0665

Web Site: www.aheia.com

Conservation Education Programs

Alberta Conservation & Hunter Education
Alberta Fishing Education
First Time Hunter Program
Home Study Program
Canadian Firearms Safety Course
Outdoor Camp Programs
Outdoor Women's Seminar
Outdoor Youth Seminar
Wildlife Seminars
Fishing Seminars



YOUR SERVICE - HASN'T GONE - UNNOTICED



2014 Cross Country Suede Titanium Metallic

TO ANY BRAVE SOUL WHO HAS SERVED IN THE MILITARY, POLICE, OR FIRE DEPARTMENT,
IT'S AN HONOR TO OFFER YOU \$1,000 OFF ANY VICTORY BIKE.

VICTORY **RIDE ONE AND YOU'LL OWN ONE.** | **\$1,000 CREDIT**
VISIT VICTORYMOTORCYCLES.COM/HEROSMETAL FOR DETAILS.

Cycle Works MOTORSPORTS

CALGARY • OKOTOKS • EDMONTON • ACHESON

WWW.CYCLEWORKS.COM

Victory and Victory Motorcycles® are registered trademarks of Polaris Industries, Inc. Always wear a helmet, eye protection, and protective clothing and obey the speed limit. Never ride under the influence of drugs or alcohol. ©2013 Polaris Industries Inc.

\$1,000 USD or \$1,000 CAD savings redeemable with proof of one of the following: 1.) Valid U.S. Military ID 2.) Valid Canadian Armed Forces ID 3.) Proof of valid DD-214 or comparable official discharge papers showing honorable discharge 4.) Valid Police or Firefighter ID. Coupon is not redeemable for cash. Hero's Metal coupon can be combined with current promotions and apparel/accessory coupons. Cannot be combined with Demo or Show Coupons. Limit one coupon per customer. Offer is valid on full line of New Victory Motorcycles. The program is available to all active, reserve, National Guard, and retired military and active and retired police and firefighter personnel. Victory® and Victory Motorcycles® are registered trademarks of Polaris Industries Inc. Always wear a helmet, eye protection, and protective clothing and obey the speed limit. Never ride under the influence of drugs or alcohol. ©2014 Polaris Industries Inc.

A.H.E.I.A. Introduces "Field Techniques" as a Smart Phone App

"A.H.E.I.A. continues to work towards expansion and improvement of the many aspects of Conservation Education."

By Robert Gruszecki



Robert Gruszecki
President - A.H.E.I.A.

The first draft of our much anticipated smart phone app is now available for Apple and Android products. This new app assists novice and experienced hunters alike as they enter the hunting field. This "Field Techniques" app teaches proper care and eviscerating of cloven hoofed animals.

Specifically, this preliminary version shows how to field dress deer — both bucks and does. It covers the following:

Basic Tools

Chapter 1 - Knives
Chapter 2 - Saws
Chapter 3 - Gloves, Bags & Rags

Basic Anatomy

Chapter 1 - External Anatomy
Chapter 2 - Internal Anatomy
Chapter 3 - Butchering Anatomy

Basic Field Dressing

Introduction
Chapter 1 - Tagging
Chapter 2 - Preparing the Deer
Chapter 3 - Splitting the Brisket
Chapter 4 - Keeping the Cape
Chapter 5 - Removing the Eviscera While Keeping the Cap
Chapter 6 - Separating and Inspecting the Organs

Contents will be regularly updated and added, including improved video and additional species. We are pleased to offer this new material to enhance our current course offerings. Future offerings will include Field Techniques for Fish, Waterfowl, Upland Birds, Fur Bearing Animals, caping, skinning and more.

While Field Techniques has always been a part of our Hunter Education certificate program, this newest addition to our training material uses the current technology to place this education format in an electronic version. This version is available in classroom settings and in the hands of the actual user in the field with cell phone coverage. Once downloaded, it can be reviewed again at any time for continual reference.

A.H.E.I.A. continues to work towards expansion and improvement of the many aspects of Conservation Education. Please consult your smart phone app store to connect with this new educational product.



Screen captures of the Field Techniques app main menu.



Screen capture of skinning footage featured in the app.

For further information about A.H.E.I.A.'s course offerings or resources, please go to www.aheia.com or contact any of our offices.



Aya Sofya Jewelry
One of a Kind
(E) ayasofyajewels@shaw.ca • (W) www.ayasofyajewelry.ca
Manhaj: +1.403.681.1955 • Roya: +1.403.975.7692

Would you like to be kept informed of A.H.E.I.A.'s News & Special Events via email?

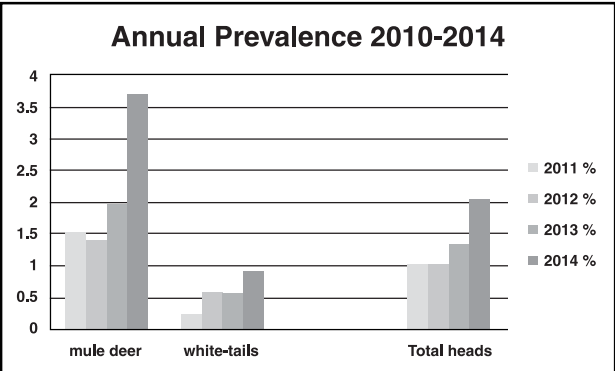
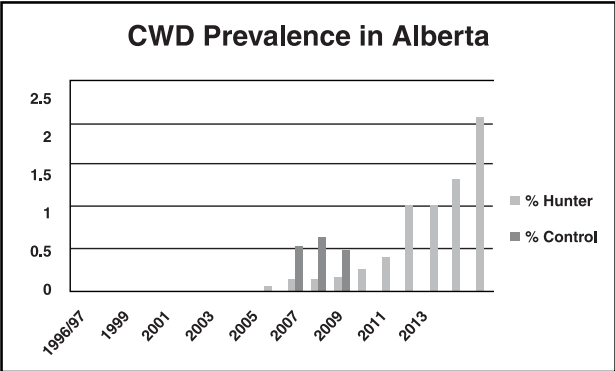
Send your email address to info@aheia.com.

Your email address will not be given out and our database is not shared. Special events and notices are sent from the President only.

Chronic Wasting Disease Surveillance Update

We have completed all of the 2014 fall CWD surveillance samples received to date. In 2014 we tested 4,163 heads and detected 86 cases of CWD (2.1%). CWD was confirmed in 74 mule deer (59 males, 15 females; 72 adults, 2 yearlings) and 12 white-tails (all males; 10 adults, 2 yearlings).

However in the 2014 data the extraordinarily large number of elk heads tested (n = 909, all negative) many of which were harvested in conjunction with hunting opportunities at Canadian Forces Base Suffield in January and February 2015, provides a confounding factor in comparison to previous years. Thus, to allow valid comparisons among years, the proportion of infected animals is presented in the context of the number of heads tested for each species.



						CWD in Alberta by WMU 2005-2014																							
year	150	151	163	234	236	256	728	119	200	232	202	152	203	730	162	164	118	160	148	144	142	TOTAL							
2005	1	3																				4							
2006	7	3		3																		13							
2007	2	2	2	11	1	1																19							
2008	2	1	11	5	4		2															25							
2009		2	1	2	2		2	1	1	1	1											13							
2010	1	1		1	6	1	3		2		1	4										20							
2011	9	3	2	2			2	1	2		6		3	1	1	1						33							
2012	5	4		2			2		3	1	9	2	3	2	2							35							
2013	5	3	2	5	3		2		3	1	11	5	1	1	1		3	2	1			49							
2014	11	6	3	6	7		9	1	3	1	10	6	2	1	2	2	7	3	4	1	1	86							
TOTAL	43	28	21	37	23	2	22	3	14	4	38	17	9	5	6	3	10	5	5	1	1	297							

The total number of CWD cases detected in wild deer in Alberta since September 2005 is 297.

In breaking down the identified 2014 sample, CWD was detected in:

- 3.61% of 2048 mule deer
- 1.13% of 1062 white-tailed deer
- 0 of 131 moose
- 0 of 909 elk

An overview of the 2014 results reveals both expected and unexpected patterns in the data. As in previous years, mule deer remain the species at greatest risk of CWD (74 of 86 (86.0%) cases detected in 2014). However the ratio of infected males to females wherever CWD occurs generally is ~2:1; but in 2014 the ratio in the Alberta sample was ~5:1 (71 males, 15 females). The reason for the unexpected increase in the proportion of infected males is unknown, particularly since almost equal numbers of male and female mule deer, the species at greatest risk, were tested in 2014 (n = 1040 and 1065, respectively).

Overall numbers (86 cases) and rate (2.1%) of CWD positive deer in 2014 are significantly higher than in previous years.

Similarly the geographic distribution of CWD in eastern Alberta continues to expand. The disease now occurs in local areas from the Battle River watershed in the north to the Milk River in the south. We detected the first evidence of CWD in the Hand Hills area northeast of Drumheller in WMU 160, first evidence of the disease in the Bow River watershed (east of Lake Newell), and further evidence of the disease in the vicinity of Canadian Forces Base (CFB) Suffield and the Cypress Hills. However no CWD was found in elk harvested from CFB Suffield, despite testing over 870 elk heads from WMU 732.

The disease remains well established in areas directly adjacent to the Saskatchewan border and continues to expand into WMUs further up the affected watersheds, primarily the Battle, Red Deer, and South Saskatchewan rivers.

Hunters continue to support the program and are providing a solid foundation on which we can monitor CWD as it becomes further established in eastern deer populations.

To learn more about
CWD Surveillance in Alberta, see:
<http://esrd.alberta.ca/fish-wildlife/wildlife-diseases/chronic-wasting-disease/>

Article courtesy Alberta Environment and Sustainable Resource Development

By Glen Pickering



Glen Pickering
Assistant Conservation
Education Coordinator
A.H.E.I.A. Red Deer - South

Support hunting can be experienced in many different ways and learning different techniques will add to the quality of the hunt. Whether you are a first time hunter or a veteran with many years of experience under your belt, there is nothing more rewarding than outwitting your quarry to get, "up close and personal". Once you have decided if you are going to use a firearm, bow and arrow, or in some cases a crossbow, you will need to decide what method of hunting will best suit the situation; this is known as the "Technique Stage". How effective the method used will depend on many factors such as terrain, weather, time of year, type of cover, and most importantly, the habits of the birds and animals that you are hunting.

One of the more effective methods is learning how to call in your quarry, but you must understand the time lines that these calls will be effective. Whether you are going to voice call or use one of the many different types of calls on the market, it is important to practice during the summer well before the season starts. After all, you are going to imitate the sound of a wild animal or bird, to the point that they will think that you are one of them.

Elk start their rut in early September and both bulls and cows become vocal at that time of year as they gather into herds. Both bull and cow calls can be used to bring the animals into your effective range or to simply calm the herd as you make your stalk. Learning when to use your cow/calf call or aggressive bull call can only take place from trial and error, and you will find every situation will be different and can vary according to the time of year. One time an aggressive bull call will cause a bull to run in to chase you out of their territory, the next time they will round up the herd and move to higher ground. Simulating a bull raking their antlers on smaller trees is very effective, especially when they are cautiously coming within range trying to making sure you are one of them. Remember they can pinpoint exactly where the calls are coming from and will

be looking for the cow or bull you are imitating so you will need to blend into your surroundings and keep movement to a minimum. Just because you are not getting a response does not mean they are not there, and a lot of the time they will come in without making a sound. Generally you will need to remain in an area for about an hour, calling at different intervals without getting a response, before deciding to move to a different set up. Ideally if you can locate rubs or wallows, that will be the best place to set up and call, but if not, you can always call from a high ridge top early in the morning to locate the elk.

Remember when you are calling the most important part of this hunting technique is being aware of the wind direction at all times.

Call of the Wild

"... imitate the sound of a wild animal or bird, to the point that they will think that you are one of them."

Deer in mid-October are starting to establish their territories and prepare themselves for the November rut. Once you locate an area with good "sign", calling deer out of heavy cover may be your only option in order to overcome their keen senses. Without heavy snow to deaden the sound of the woods, it is next to impossible to stalk a wary deer in thick cover. Although white-

tailed deer will respond better to "rattling" and "grunts", you can still call in mule deer with these techniques as well. Rattling is taking two shed antlers and banging them together to simulate two bucks fighting. During the early season, younger bucks will be the first to come in, but as the pre-rut starts in early November you will be able to call in the more mature bucks who are trying to dominate a territory. Like many other hunting techniques, when calling deer you need to be patient. Being quiet and still are essential in not being detected as these deer come in extremely quiet. If you are lucky you will hear one twig snap on approach, but generally they will appear out of thin air. Generally you will need to spend twenty or thirty minutes rattling approximately every five minutes to convince a buck to come in and check out the intruders he believes are in his territory. Finding a good set up where the deer have trouble circling down wind, without being detected, are essential. If you can find a good seat, this will allow you to sit still when you are not rattling and remain there for the time needed for the buck to come in. Ideally if you can pack in a folding lawn chair the extra comfort will ensure you remain in the area that you have scouted for the required time. It also allows you to move your set up quickly if the wind direction changes. The deer pictured below came in at twenty yards without a sound!

Regardless of the game that you are trying to call in, it is important not to "over call", as wild animals will quickly become alerted as this is not normal. Finding areas where other hunters have not used calls much is becoming more difficult, but will be your most productive areas, especially if you are just learning these techniques. If you are lucky enough to lure in an animal and decide not to harvest it, try to remain undetected as this will only teach them to be cautious and associate humans with whatever calling technique you are using. There are many videos, books and seminars that will aid you in learning these techniques so practice over the summer months so you can enjoy the "Techniques Stage" next fall. Remember when you are trying to call in wild animals you will also call in other hunters, including bears, wolves and cougars, so be safe and aware of your surroundings.



BOPPS:

An effective teaching and learning strategy to help instructors organize their class time

By Allan Orr



Allan Orr
Assistant Conservation
Education Coordinator
A.H.E.I.A. Red Deer - South

One of the most intimidating things we can undertake is public speaking. As a college instructor for 13 years and a trainer for eight years prior to that, I have had my share of scary moments in front of a class. This is not something that is unique to me, nor to anyone else in the trainer/instructor/teacher role. As anyone who has stood in front of a class knows, we are completely exposed up there, open to criticism from any and all sources ... or so it feels.

But fear is only an emotion that grips us tightest when we are not at our best. When we go into a class unprepared (or feeling like we are unprepared) we are setting ourselves up for potential failure and all the anxiety and self-doubt that goes with it. So by preparing ourselves for our classes, we can eliminate or certainly reduce the feeling of frustration that we are not giving our best to and for our students. As firearms or hunter educators, we are committed to ensure those that we teach are well equipped to hold and use a firearm in the safest and most effective manner possible. This learning comes more from us as instructors than from the actual material. Students read their instructors and know when that instructor is struggling with a particular section. Seeing this they may feel like the instructor does not think it is important enough to prepare for, so it must not be important enough to retain. Of course as instructors we know that every section we talk about is important, but sometimes our presentation leaves our students with the impression that it isn't.

The importance of knowing one's material cannot be emphasized enough. Instructors must have in-depth knowledge of the material they are presenting. That is the easy part. The hard part is to organize and present that material in a manner that is effective and efficient so it is understood and retained by the students. By organizing our class time around effective presentation, we can ensure our students are getting the most out of what we are giving them.

One of the most effective methods for class time organization I know is called BOPPPS. BOPPPS can be used to organize sections of material for

presentation to your classes. It is effective even if the section takes more than one class to present.

BOPPPS is a series of stages an instructor can follow to get through a section or a class. It is broken down as follows (in order of presentation):

1. Bridge-In
2. Objectives
3. Pre-Test
4. Participatory Learning
5. Post-Test
6. Summary

Bridge-In

The Bridge-In is a method you can use to bring the students from the outside world into the world of the classroom and in particular the topic to be discussed. It can be any number of things that you can use to gain the attention of the students who may be chatting amongst each other, walking around or even texting or on the phone with someone outside the class. We often hear public speakers open with a joke rather than simply launching in to their speech. This is a very simple but effective bridge-in for most people, however it may not play so well in a classroom.

Some instructors will put a humorous cartoon on the screen, or show a funny (but relative) video to bring the class into the topic. Sometimes a knowledgeable instructor will take this time to tell an anecdote from their past relating to this particular topic. This is actually a far better time to tell a story than part way through the lesson. Stories tend to draw students' attention away from the topic at hand and towards the storyteller's personal experiences. Opening with a personal story however, allows the students to see that the instructor has first-hand knowledge about the subject and can be considered a credible source.

Use the Bridge-In to begin the learning cycle by explaining why the topic is important and what the learner has to gain by learning this material.

Objectives

After bringing your students' attention into your class, you should next tell them what they are about to learn. This can be done in a series of point-form sentences describing the main teaching points you are going to cover. The Objectives (or more correctly the "learning objectives") will provide the students with a roadmap to follow as they go through the current content, section, lesson, or whatever you are providing the learning objectives for.

You will have seen how the Canadian Firearms Course and the Alberta Hunter and Conservation Education Course are broken into sections and/or chapters. Before presenting each chapter, go through it and pick out the main teaching/learning points and provide them as learning objectives for your students. Each learning objective should start with an active verb. It may help to write "By the end of this section, you will be able to:" For example you may be looking at *Chapter 3 – Ammunition* in the *Canadian Firearms Safety Course* and use the following as your Objectives:

"By the end of this section you will be able to:

- Identify the proper ammunition for your firearm
- Identify the Barrel Data Stamp
- Identify Head Stamp Information
- State the dangers of loading the wrong ammunition
- Name the Components of Ammunition
- Discuss the Concept of Ballistics
- Handle and store ammunition safely and legally"

Once again, by providing your students with effective learning objectives, they have a roadmap of the particular section and a good understanding of where their learning is going.

Pre-Test

The Pre-Test is a quick method to learn where your students' understanding is on any particular subject. Knowing what your students already know helps the instructor to tailor their instruction to the students' needs. Although we must ensure we teach to all students, we can oftentimes add or leave out material based on a quick Pre-Test. For example, if you find you are in a room full of experienced duck hunters, you might be able to spend less time on duck identification and more on ungulates ... or not!

Engaging your students in a quick, informal Pre-Test will usually bring out the students who have experience in the topic and will help you find those to whom you can turn for further explanation or confirmation of something you have said. Having knowledgeable students can be of great assistance in that they may be able to present issues from an angle that might be easier for some other students to understand.

Participatory Learning

Although I didn't call it such, my column in the last issue of our *Conservation Education Magazine* talked about participatory learning. Please refer to it for specific strategies.

For now I will say that it is important to encourage participation and interactivity in the learning process. Essentially, have the learners lead the teaching and learning in a peer-based learning model. Basically we are looking at two types of participatory learning:

- Interaction between the instructor and the students, and
- Interaction between the learners/students themselves

It is imperative that we maintain the students' attention. The most effective way to do that is to let them participate or lead.

Post-Test

When you finish a lesson, how do you know that the learners learned anything? Did you do your job? Did they? How do you know?

The only way to know the answers to these questions is to provide a quick post-lesson test.

This can be done in a manner of ways and certainly does not need to be anything intimidating or formal. Start off by going back to your learning objectives. Formulate questions based on those objectives. Will you ask questions to individual students, or will you have them do a short group presentation on a particular section? Be creative here. Your Post-Test will set the stage for the final assessment by helping them understand the important points you have covered.

Your Post-Test answers the following questions, and serves as a self-assessment of your teaching:

- What did the learners learn?
- Were the desired objectives accomplished?

Summary

The summary is your opportunity to wrap things up. With it you will complete your students' learning experience and create a sense of closure.

Your summary may include quickly reviewing content and/or gaining feedback from the lecture from the students. You can take this time to acknowledge the effort and achievement of the students, particularly if they made presentations or showed some other creative effort in their learning. Lastly, you will want to show what they can do with their newly-gained knowledge

If possible, use your Summary to relate back to the Bridge-in so that the beginning and the conclusion are cohesive.

Remember that as instructors, our primary role is to have our students learn as much of this material as possible. Having a teaching/learning strategy such as BOPPPS will ensure maximum learning as opposed to simply teaching them enough to pass the test. For more information on BOPPPS, send me a note or do an online search. You will find a ton of information on using strategies like BOPPPS to enhance your teaching and make your students the best that they can be!

Next Issue:

Creating an Effective Lesson Plan



Great Meals

from the

Harvest

with Len Gransch



Len Gransch
Program Coordinator
A.H.E.I.A. Red Deer - North

Bacon-Wrapped Grilled Loin

2 pounds loin (back strap) cut into 2 ounce pieces (Elk, Moose or Deer work well)

1 tablespoon liquid smoke	1 tablespoon Worcestershire sauce
1/2 teaspoon garlic powder	1/2 teaspoon black pepper
1/2 teaspoon onion powder	1/4 teaspoon ground sage
1/4 teaspoon red pepper flakes	16 slices thick cut bacon

Preheat your grill (barbeque) for medium heat.

Place pieces of meat in a large mixing bowl. Sprinkle with liquid smoke, Worcestershire sauce, garlic powder, onion powder, black pepper, red pepper flakes and sage. Mix by hand until all the pieces are well coated.

Next wrap each piece with the bacon and slide on a skewer. You can use metal or wooden skewers. Remember to soak the wooden skewers in water for about a half hour to prevent them from igniting.

Cook on the pre-heated grill until the bacon becomes slightly burnt and the meat is to the doneness you prefer. Internal temperature for medium-rare is 130-135°F and medium is 140-145°F. Remember over-cooking will make your meat tough and dry.

Grilled vegetables like onion, asparagus, mushrooms, zucchini and potatoes make a great accompaniment. You can never go wrong by adding a fresh salad.

Rum Cake *Courtesy Sandi Bedford*

1 box yellow cake mix	1 small box instant vanilla pudding
1/2 cup vegetable oil	1/2 cup Rum (Coconut, Spiced or Light)
1/2 cup water	4 large eggs
1/2 cup pecans - chopped (optional)	

Mix all ingredients together and beat for 2 minutes with an electric mixer.

Place in a "Pam-sprayed" Bundt pan and bake at 350°F for 40-50 minutes until done.

Rum Cake Glaze

1/2 cup rum	1/4 cup water
1 stick unsalted butter	1 cup sugar

Five minutes before the cake is done, mix all glaze ingredients in a sauce pan and boil for 3 minutes (stirring occasionally). After the cake comes out of the oven, drizzle the glaze over it (I poke a few holes about 1-2" deep into the cake with the handle end of a wooden spoon). This might take several applications.

Let cool 30 minutes before taking out of the pan.

Fishing the High Country



By Glen Pickering



Glen Pickering
Assistant Conservation
Education Coordinator
A.H.E.I.A. Red Deer - South

We are very fortunate in Alberta to have many clear, high mountain lakes, which have native fish or are stocked with different species of fish every few years. Many trail heads can be accessed within in an hour and a half drive of Calgary and offer excellent opportunities for the beginner or seasoned angler.

Unless you are willing to pack in an ice auger, be aware that most of these lakes are ice covered until late June and some, like Burns Lake, will have ice on them well into July. Once the ice comes off, the fish are ready and willing to smack about anything that moves. If you are fishing with a bobber it is neat to watch them bump it with their nose all day long.

Although most lakes have a limit of two and some have size limits, you can plan on catching and releasing many more, and most days you cannot take them off your hook fast enough. There is nothing better than taking a first time angler into one of these lakes and watching them get "hooked" on fishing.

Access to these lakes via hiking, biking or horseback can be an easy 45 minute trip such as Elbow Lake, or a more strenuous three to four hour trip into Carnarvon Lake or Ribbon Lake where you will have to pull yourself up chains to get up the rock headwall. Unfortunately, due to 2013's flood, some of the trails have been severely changed and damaged, so check trail conditions and be prepared to do some "bush whacking".

Picklejar Lakes is a popular trip starting off from the Lantern parking lot. It is an easy hour and a half hike to the first of four lakes that holds native cutthroat, as these lakes have never been stocked. The fish are fairly small, usually less than 12 inches, and can be caught on any small spinner or fly, especially with a little red on them.

On longer trips into lakes such as Loomis or Burns Lake, you will want to stay the night and enjoy the taste of fresh trout over the fire, but check first as some of these areas now require back country camping permits. Due to more difficult access and deeper lakes with better food supply, lakes such as Loomis, Carnarvon, or Lake of the Horns, the fish size can be in the 14 inch plus range.

Regardless of whether you are doing a day trip into Running Rain Lake or an overnight backpack trip, when you venture into these high mountain lakes be prepared for sudden changes in weather and always carry rain gear, a first aid kit and a survival kit, in case you have to spend that unexpected night in the woods. Whether you are a fly fishing "purist", or a first time angler with a branch and lure tied to it, all can enjoy the extraordinary experience of the high mountain lakes.



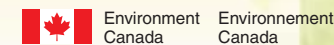
The Alberta Hunter Education
Instructors' Association

would like to thank

Wildlife Habitat Canada




The Mentored Hunt Program Materials
project was undertaken with the financial support of:
Ce projet a été entrepris avec l'appui financier de:



Since 1985, Wildlife Habitat Canada, a national, non-profit, charitable conservation organization, has invested over \$50 million to support hundreds of conservation projects on private and public lands across Canada, through its granting program. Wildlife Habitat Canada works through partnerships with communities, landowners, governments, non-government organizations, and industry to conserve, enhance, and restore wildlife habitat. To learn more about the projects that Wildlife Habitat Canada has funded or to see our annual report, please visit www.whc.org.

Without habitat ... there is no wildlife. It's that simple!

the fishin' hole



Get your 2015 Fishing Catalogue FREE

Visit us online at thefishinhole.com
or call 1.800.661.6954

EVERYTHING FOR SPORT FISHING

100% OWNED SINCE 1975



EDMONTON • CALGARY • SASKATOON • WINNIPEG



**SURE SHOT
SURE SHOT
WELDING INC.**

AR500 STEEL SHOOTING TARGETS

We manufacture a full range of wildlife,
gong and combatant target systems for
civilian, law enforcement and military shooters.

Reactive • Life Size • Realistic

We can also provide custom-designed steel
targets to meet your specific shooting needs.

Contact us at:

403.963.4606

Email Sureshot031@gmail.com
Website www.sureshotreactivetargets.com



A.H.E.I.A. Teachers' Workshop

July 24-26, 2015

"Each year, approximately 15,000 students complete the Conservation Education program and 6,500 students complete the Fishing Education program."

By Allan Orr



Allan Orr
Assistant Conservation
Education Coordinator
A.H.E.I.A. Red Deer - South

In 1964, the Alberta Government, together with Alberta outdoorsmen, created a hunter safety program. This program later became the Alberta Conservation and Hunter Education program. Each year, approximately 15,000 students complete the Conservation Education program and 6,500 students complete the Fishing Education program. On October 15, 2006, the 1,000,000th student graduated from the Alberta Hunter Education Instructors' Association's (A.H.E.I.A.'s) Conservation and Hunter Education program. In 2015, we are celebrating the 51st anniversary of Conservation Education in Alberta.

Since April 1, 2010, all first-time hunters in the Province of Alberta are required to complete the Alberta Conservation and Hunter Education program or an equivalent hunter education course in order to purchase a hunting licence.

The Conservation and Hunter Education and Fishing Education programs are offered in Alberta schools through the Alberta Education curriculum, within the Careers and Technologies Studies option, Natural Resources (NAT) Program.

Alberta Education has developed the "Natural Resource (NAT) Course - Wildlife" within the Careers and Technologies Studies option. The

programs offered through the Alberta Conservation and Hunter Education and the Fishing Education Programs meet all requirements specified by the Alberta Education curriculum guide.

AHEIA has developed a specific workshop for teachers related to the NAT cluster.

The main component of the workshop will offer participants the required certification for delivering the "Natural Resource (NAT) Course - Wildlife" program. This certification from the Alberta Hunter Education Instructors' Association will be offered in:

- a) Alberta Conservation and Hunter Education Program (WLD1070, WLD2070)
- b) Alberta Fishing Education Program (WLD1080, WLD2080)

A second part of the workshop will familiarize teachers with activities at our Outdoor Camps as they relate to Outdoor Experience I and II (WLD1130, WLD2130). These sessions include hands-on participation in:

- a) Survival and Camping Program
- b) Shooting Program (shotgun, small bore rifle and large bore rifle)
- c) Compass Program
- d) Fishing Program
- e) Archery Program

The Teachers' Workshop registration fee is \$175.00 per person, plus GST. This fee includes all accommodations, meals, resource materials, instructor certificates, the use of all equipment for practical sessions and a 17 month complimentary A.H.E.I.A. membership.

The workshop takes place July 24 at the Alford Lake Conservation Education Centre for Excellence located 24 kilometres west of Caroline, Alberta. The Teachers' Workshop concludes at noon on July 26. Those teachers who wish to become certified to offer Bowhunting Education (WLD 1075) can stay for the International Bowhunter Education Instructors' program (IBEP). IBEP commences at the conclusion of the Teachers' Workshop on July 26 and will end at 1:00 pm on July 27. The cost for this certification is an additional \$50.00 to cover cost of meals.

Teachers interested in the workshop should contact A.H.E.I.A. for more information. Contact the Edmonton Conservation Education Centre for Excellence at edmontoninfo@aheia.com, 780-466-6682 or 1-866-282-4342, or Allan Orr at allan@aheia.com, 403-319-2281 or 1-866-852-4342.

See www.aheia.com or www.huntingfortomorrow.com for the registration form. Registration is limited and must be submitted by July 17, 2015.

We have 17 cabins that will accommodate up to 98 people. Alternately, if participants want to camp, we have stalls for twelve units (with power) on site. There are also two private campgrounds within a 10-minute drive of our facility that may be more practical for family camping.

All participants registering and staying in the cabins will need to bring a sleeping bag, pillow, alarm clock, towel, soap, and other personal items. Many activities are scheduled outdoors, so appropriate dress is recommended. Teachers may bring their own personal gear for all "hands on" activities.

Please note that cancellation prior to July 17, 2015 entitles you to a full refund, less a \$50.00 administration charge. No refunds are provided after July 17, 2015.

If you have any questions, comments or concerns please contact us as soon as possible at the email addresses or phone numbers below.

Looking forward to seeing you there!

Allan Orr
Calgary Conservation Education Centre
allan@aheia.com
Phone: 403-319-2281
Toll Free: 866-852-4342

Edmonton Conservation Education Centre
edmontoninfo@aheia.com
Phone: 780-466-6682
Toll Free: 866-282-4342



Applying the Manufacturing Principle of 5S+1

Make your reloading bench and/or your cleaning station more efficient, cleaner and safer.

By Chuck Strong



Chuck Strong
Assistant
Program Coordinator
A.H.E.I.A. - Edmonton

5S is the name of a workplace organization method that uses a list of five Japanese words:

- seiri,
- seiton,
- seiso,
- seiketsu and
- shitsuke.

Translated into English, they all start with the letter "S". The list describes how to organize a work space for efficiency and effectiveness by identifying and storing the items used, maintaining

the area and items, and sustaining the new order. Over time, the +1 "SAFETY" has been added.

Sort

- Remove unnecessary items and dispose of them properly.
- Make work easier by eliminating obstacles.
- Reduce chance of being disturbed with unnecessary items.
- Prevent an accumulation of unnecessary items.
- Remove all parts not in use.
- Segregate unwanted material from the workplace (dispose of safely).

Straighten

- Can also be translated as "set in order" or "streamline".
- Arrange all necessary items so they can be easily selected for use in order.
- Prevent loss and waste of time.
- Make it easy to find and pick up necessary items.
- Make work flow smooth and easy without unnecessary steps.

Shine

- Clean your workplace completely.
- Use cleaning as a method of inspection of your tools.
- Prevent equipment failure and deterioration.
- Keep workplace safe and easy to work.

Standardize

- Maintain high standards of housekeeping and workplace organization at all times.
- Maintain order. Maintain everything in order and according to its use.
- Everything in its right place.

Sustain

- Maintain or continue the process.
- Perform regular audits.

Safety

- In the case of firearms and reloading safety should be your first consideration.
- Follow the Vital four ACTS and PROVE all firearms safe.

" ... organize a work space for efficiency and effectiveness by identifying and storing the items used, maintaining the area and items, and sustaining the new order. "



Show Your Card and Save

This offer is valid at any

Clothes That Work Mark's

Show your Member Savings card at any Mark's Work Wearhouse location and save 10% off all merchandise listed on your card.

Congratulations!

A.H.E.I.A. Raffle Winners

*Thank you to all
who purchased tickets.*

Wine Raffle

Drawn June 4, 2015.



Won by
Mike Loeffler
of Calgary, Alberta.

Presented by Dave Paplawski (left).

Husqvarna Groundskeeper Tools Raffle

Drawn June 8, 2015.



Prize #1:
**Husqvarna
Lawn Tractor**
won by
Gary Klassan
of Edmonton, Alberta.



Prize #2:
Husqvarna Chainsaw
won by
Herb Deschner
of Calgary, Alberta.
*Presented by
Dave Paplawski (left).*



Prize #3:
Husqvarna Weed Trimmer
won by
Jamie Brown
of Brooks, Alberta.
*Presented by
Joey Gruszecki (left).*

3 Gun Raffle

Drawn April 10, 2015.



Prize #1:
**Browning X-Bolt
Stainless Stalker
.30-06**
won by
Jim Papps
of Calgary, Alberta.
*Presented by
Glenn McKay (right).*




Prize #2:
**Stoeger M3000
Semi Auto 12GA Shotgun**
won by
Brian DeLong
of Edmonton, Alberta.
Presented by Ken Cook (right).



Prize #3:
**Stoeger Condor Longfowler
o/u 20GA Shotgun**
won by
Jason Kinch
of Cochrane, Alberta.
Presented by Glen Pickering (right).

*We believe youth are the
future of the shooting sports.
We are doing our part to
preserve our future.*



Come to the **A.H.E.I.A. Calgary Firearms Centre** and
receive expert instruction in the
safe and responsible use of **SHOTGUNS**.

Book your training event at the
A.H.E.I.A. Calgary Firearms Centre
242 Avenue & 32 Street SW, DeWinton, AB
(403)256-0665 • WWW.AHEIA.COM

The world is in your hands.

Join the fight to ensure our planet's ecological future. Our nationally
recognized **School of Environmental Sciences** programs take you to the
front lines. Consider:

- Conservation Enforcement
- Environmental Assessment & Restoration
- Fish & Wildlife Technology
- Renewable Resource Management
- Natural Resource Compliance

Make a difference in – and for – the world.
Visit our website and contact us today
to learn more.



**Lethbridge
College**

School of Environmental Sciences
1-800-572-0103, ext. 6991
lethbridgecollege.ca/envisci

*A Call For Your
Membership*



Pheasants Forever Calgary Chapter

Box 1659, Okotoks, Alberta T1S 1B5
Phone 403-995-9960 Fax 403-995-9920 Toll Free 888-602-3777
www.pheasantsforevercalgary.com

Name: _____

Address: _____

City: _____

Province: _____ Postal Code: _____

Phone #: _____

Cheque Enclosed ☐

Membership: \$35.00/year

Charge my: ☐ Visa ☐ MasterCard ☐ Amex

Card #: _____ Expiry Date: M _____ Y _____

Signature: _____

WANTED DEAD OR ALIVE

These items are needed at our facilities at
Alford Lake and The Calgary Firearms Centre:

- Tall Plastic Drink Tumblers
- Juice Pitchers
- Coffee Mugs
- Various Size Cutting Boards
- Various Cutlery
- Spatulas
- Wooden Spoons
- Plastic Flippers
- Pots & Pans with lids
- Toasters and other kitchen appliances in working order

Rather than toss those old hunting clothes out because you've outgrown them, donate them to A.H.E.I.A. for our Hunter Mentor Programs.

Every year kids and first-time hunters show up without proper boots, jackets and other necessary gear.

Everything is of value and nothing in good useable condition will be rejected!

REWARD

Knowing that your old items are put to use in our Youth Programs and Youth Mentorship Programs.

Contact our Calgary or Edmonton office if you have something else that you can't use and you think we might be able to.

Please call us!



The APOS Hunting Heroes Program

Sponsored by the Alberta Professional Outfitters Society to honour our heroes, the men and women of the Canadian military, who have sacrificed so much on our behalf.

This initiative matches up wounded Canadian veterans with Alberta's professional outfitters to partake in a professionally guided hunting experience.

For more information contact APOS at 780-414-0249
or via email at info@apos.ab.ca

APOS
ALBERTA PROFESSIONAL OUTFITTERS SOCIETY
www.apos.ab.ca



Let us host your next corporate event & team building day!



Fun. Rewarding. Safe.
Coaches provided at a 1st class shooting sport facility minutes away from Calgary!

Food Services • Board Room • Shotgun Rentals • Ammunition

VISIT US ANYTIME AT:



THE CALGARY FIREARMS CENTRE
242 Avenue & 32 Street SW
DeWinton, AB
(403)256-0665 • WWW.AHEIA.COM

On behalf of Metro Ford, I am pleased to present our new AHEIA Member Partner Pricing



As an AHEIA member you get:

- Aggressive Partner Pricing on new and pre-owned vehicles.
- Custom purchase and leasing programs designed for your needs.
- Special AHEIA discounts on Ford accessories.

I am committed to:

- Providing you with the BEST sales and service experience!
- Saving you time and money.
- Knowing my product; I will help you find the right solution that fits your needs.
- A no pressure experience.



"Did not receive the typical high pressure sales tactics I've experienced from other dealerships."
(David B.)

"I was treated very well. Stephen went out of his way to make sure our new Ford Explorer arrived as ordered."
(Agile Perspective Inc.)

"Stephen our sales rep was great."
(Rob J.)

METRO FORD
DOWNTOWN METROFORD.CA

If you would like to take advantage of your Membership, please contact:

Stephen Aston

Call or Text
403.819.1768

Email
s.aston@metroford.ca

- Spices
- Knives
- Slicers
- Smokers
- Wood Chips
- Freezer Paper
- Sausage Blends
- Meat Grinders
- Sausage Stuffers
- Sausage Casings
- Recipe Books
- Meat Mixers
- Gluten Free Binders & Spices
- Hot n' Spicy Sauces & Condiments



Call for information on our Sausage Making & New Butchering Classes!



REFRIGERATION AND
FOOD STORE EQUIPMENT LTD.

Calgary
4840 - 52 Street S.E., Calgary
403-444-2877
1-877-736-7287

Edmonton
10456 - 170 Street, Edmonton
780-444-0829
1-888-828-7336

www.ctrca.com

Your place to catch fish. And release everything else.

A day on the water is about more than catching your limit. It's about the moments, shared and alone. The peace of your surroundings. The thrill of the first strike. Because the wilderness is in your blood. It's in ours, too. And it's our mission to make sure you're equipped with the quality gear and expert advice you need to make the most of your outdoor adventures.

As Canada's outdoor outfitter, we're as obsessed with fishing as you are. And we have the people and gear to prove it.

WholesaleSports.com



Return Undeliverable Canadian Addresses to:

A.H.E.I.A.
911 Sylvester Crescent S.W.
Calgary, Alberta T2W 0R8
Email: info@ahcia.com

**Canadian Publication Mail
Agreement # 40043462**